

BACK TO SCHOOL


















CODING

CRACK THE CODE!

Code	Meaning
→	Move Right
←	Move Left
↑	Move Up
↓	Move Down
☆	Collect a School Supply
☹	Slow Down in a School Zone
⚡	Jump over an Enemy

Draw and write the block code that will lead your school bus to the school.

BACK TO SCHOOL CODING MAP
Build a path from the school bus to the school. Add 3 school supplies, 2 school zones, and 2 enemies to the path!

START				
				
				
				
				
				END


K-3RD GRADE

**wipe multiple codes.*

CREATED BY BROOKE BROWN

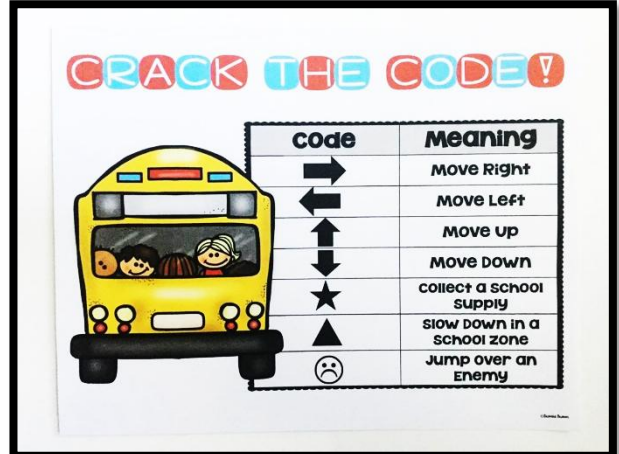
1

CREATE A MAP




2

FIGURE OUT THE CODE




3

WRITE THE CODE



PRINTABLE + DIGITAL

CRACK THE CODE!



code	Meaning
→	Move Right
←	Move Left
↑	Move up
↓	Move down
★	collect a school supply
▲	slow down in a school zone
☹	Jump over an enemy

BACK TO SCHOOL CODING MAP

Build a path from the school bus to the school. Add 3 school supplies, 2 school zones, and 2 enemies to the path!

CRACK THE CODE!


Draw and write the block code that will lead your school bus to the school.

code	Meaning
→	MOVE Right
←	MOVE Left
↑	Move up
↓	MOVE down
★	collect a School supply
▲	slow Down in a school zone
☹	Jump over an enemy

TEACHER TIP: Place this sheet in a clear page protector for students to write and wipe multiple codes.



CRACK THE CODE!

Click and drag the block code that will lead your school bus to the school.




code	Meaning
→	Move Right
←	Move Left
↑	Move up
↓	Move down
★	collect a school supply
▲	slow down in a school zone
☹	Jump over an Enemy

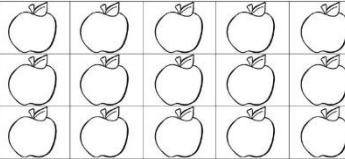
Place the following pieces on your Back to School Coding Map and build a path from your school bus to the school. Cut out the map pieces below.

START  END 

PATH PIECES




PATH PIECES



Cut out the map pieces below.


Place 3 school supplies on the Back to School Coding Map.




Place 2 school zones on the map. Place 2 enemies on the map.

Cut out the map pieces below.

Place 3 school supplies on the Back to School Coding Map.



Place 2 school zones on the map. Place 2 enemies on the map.



GOOGLE SLIDES & SEESAW FORMATS

