

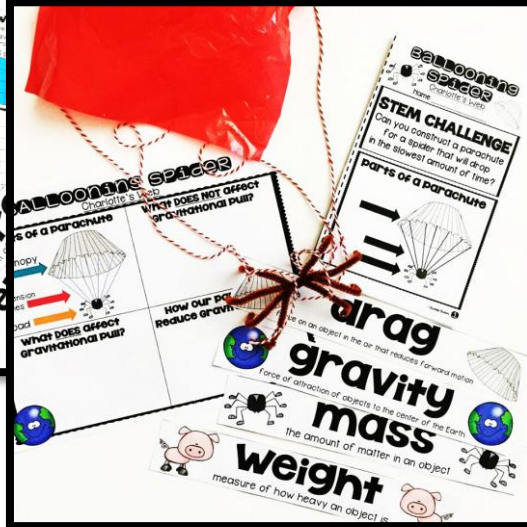

CHARLOTTE'S WEB



CREATED BY BROOKE BROWN AND KATIE KING

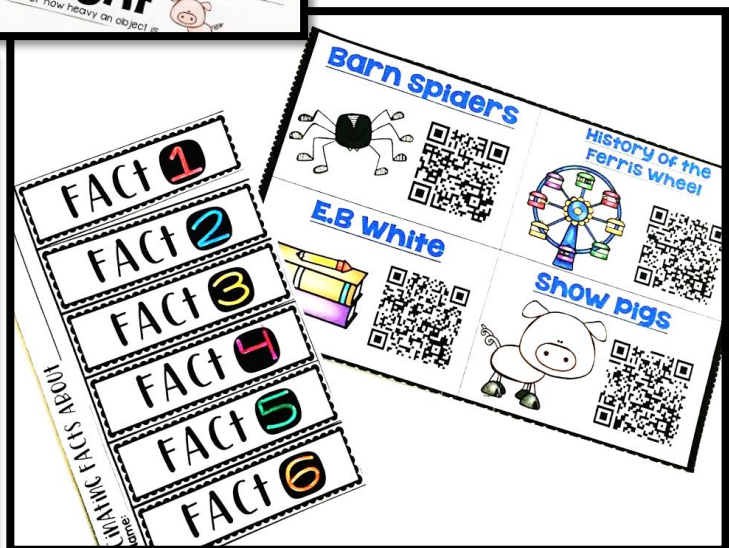
3 Simple STEM Challenges

KEY VOCABULARY, TEACHER ANCHOR CHARTS, & STUDENT BOOKLETS



MAKER CARDS

NONFICTION RESEARCH




William is a pretty bad back piglet. He depends on his friends a lot and sometimes expresses that he is lonely. I think this is due to him being a baby like a baby and him becoming accustomed to being spoiled.

ELA Google Slides Notebook

Name: _____

Describing CHARACTERS

Draw a picture of the character you will be describing. Write three character traits in the stars that describe your character.




Name: _____

Character Changes!

Directions: Books can be like a journey. Think about how a character changed throughout the book. You can also discuss the events that caused them to change.

BEGINNING



Name: _____

Analyzing Character

Directions: Books can be like a journey. Think about how a character changed throughout the book. You can also discuss the events that caused them to change.

Name: _____

Chapter SUMMARY

Directions: Write a summary that includes important details of the chapter that you just read.


Name: _____

Problem & Solution

Directions: Draw the character who solves his problem.

PROBLEM

SOLUTION



Name: _____

MAKE Connections!

Draw about the text and your connection inside the book.

The text: _____

My connection: _____

Name: _____


Read MAKE CO

Make connections to the text as you read so that you understand the book.

Name: _____

How I felt?

Draw a scene from the book and write about your mood when reading this chapter.



Name: _____

SUMMARY

Directions: Write a summary divided into the beginning, middle, and end.

Beginning:


Middle:

End:

Name: _____


THE LESSON

Draw about the lesson in the heart and write about it below.



Name: _____


Digital READER'S NOTEBOOK



CHARLOTTE'S WEB

NAME: _____

MY INFERENCE: _____



ELA Google Slides Notebook

The image displays a collection of educational materials for the book "Charlotte's Web". The central element is a large "Digital Reader's Notebook" for "Charlotte's Web", which features a red barn and a pink pig. Below the title, there is a space for the student's name. Surrounding this central notebook are numerous smaller cards, each representing a different chapter or a specific word from the book. These cards are arranged in a layered, overlapping fashion. Each card typically includes a "Word Wizard" section with a definition, an illustration of a wizard, and a "Text Evidence" section with a small detective character. The cards are color-coded and have a playful, cartoonish design.

Chapter 1: Before Breakfast

Word Wizard
Injustice (n): lack of fairness

Chapter 2: Wilbur

Word Wizard
wade (v): to walk

Chapter 3

Word Wizard
What do you think?

Chapter 4: Long

Word Wizard
What do you think?

Chapter 5: Charlotte

Word Wizard
delist (v): to take

Chapter 13: Good Progress

Chapter 14: Dr. Dorian

Word Wizard

Chapter 15: The Crickets

Word Wizard

Chapter 16: Off to the Fair

Word Wizard
big (v): to carry a heavy object

Chapter 7: Bo

Word Wizard

Chapter 11: The Miracle

Word Wizard
exonations (n): mental or physical

Chapter 12: A Meeting

Word Wizard
idiosyncrasy (n): an odd behavior

Chapter 9: Wilbur's Boast

Word Wizard
Osage (v): to do as someone asks

Chapter 10: An Explosion

Word Wizard
descended (v): moved downward

Chapter 17: Uncle

Word Wizard
listless (adj): weak; lacking energy

Chapter 18: The Cool of the Evening

Word Wizard

Chapter 19: The Egg Sac

Word Wizard
indigestion (n): an upset stomach

Chapter 20: The Triumph

Word Wizard
triumph (n): a great victory

Chapter 21: Last Day

Word Wizard
consequence (n): behavior jokes

Chapter 22: A Warm Wind

Word Wizard
smear (v): to smile in a mocking manner

Text Evidence

Evidence

Text Evidence

Text Evidence