

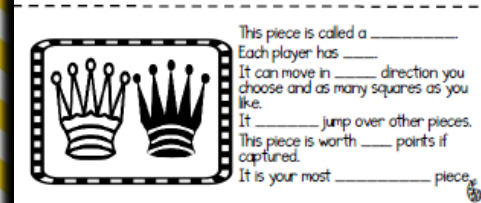




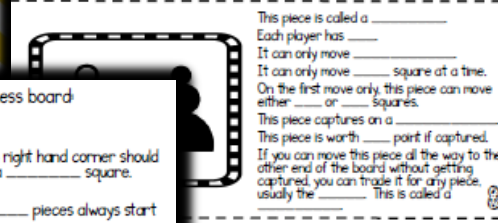
# My CHESS Reference Book & Reference Cards

Tools for Beginners and Elementary Students

Created by  
rooke  
town



# 9 Page Mini Booklet & Double Sided Reference Cards



## My Chess Reference Book Answer Key

Page 2: white, white  
Page 3: rook, 2, forward, backward, can't, 5  
Page 4: bishop, 2, diagonally, can't, 3  
Page 5: knight, 2, L, can, 3  
Page 6: queen, 1, any, can't, 9, powerful  
Page 7: king, 1, any, 1, win, checkmate  
Page 8: pawn, 8, forward, 1, 1, 2, diagonal, 1, queen, promotion  
Page 9: center, bishops, knights, center, knight, king, rooks, queen

Picture	Name	How Many per Player	Which Direction	How Far	Special Powers	Point Value
	Rook	2	Straight lines	As many as you like	Castling	5
	Bishop	2	Diagonal lines	As many as you like	No	3
	Knight	2	L shape 2 squares along 1 to side	1L shape	Jumps over other pieces	3
	Queen	1	Any direction	As many as you like	Highest value	9
	King	1	Any direction	1 square at a time	Win the game if captured	check mate
	Pawn	8	Forward, Captures on diagonal	1 square at a time	First move = 1 or 2 squares, Promotions	1

Picture	Name	How Many per Player	Which Direction	How Far	Special Powers	Point Value
	Rook	2	Straight lines	As many as you like	Castling	5
	Bishop	2	Diagonal lines	As many as you like	No	3
	Knight	2	L shape 2 squares along 1 to side	1L shape	Jumps over other pieces	3
	Queen	1	Any direction	As many as you like	Highest value	9
	King	1	Any direction	1 square at a time	Win the game if captured	check mate
	Pawn	8	Forward, Captures on diagonal	1 square at a time	First move = 1 or 2 squares, Promotions	1