

THE BUNDLE

digital dice

BACK TO SCHOOL digital dice

IF YOU HAD
A SUPER POWER
WHAT WOULD
IT BE AND HOW
WOULD YOU
USE IT?

FAVORITE
BOOK

WHAT IS
SOMETHING
THAT YOU
ARE GOOD AT?

HOW OLD
ARE YOU?

PLAY A
SPORT


WHAT IS
SOMETHING
YOU HOPE
TO IMPROVE
IN THIS YEAR?

MATH digital dice

47



8



READING RESPONSE digital dice

CHOOSE A
CHARACTER
DESCRIBE
WHAT HE OR
SHE LOOKS LIKE.

WHO IS THE
MAIN
CHARACTER?

WHAT IS THE
MAIN IDEA
OF THE
STORY?

WHAT WAS
YOUR
FAVORITE
PART AND
WHY?



WHAT
IS THE
MAIN
TOPIC?

WHAT DO YOU
HOPE YOU WILL
LEARN FROM
THIS STORY?

SIGHT WORDS digital dice

up

the

one

there

here

were

HOPES & DREAMS

WHAT IS
SOMETHING
YOU HOPE
TO IMPROVE
IN THIS YEAR?



CLICK & SHARE
WITH STUDENTS
IN GOOGLE
SLIDES

COUNTING MONEY

ROLL 5 TIMES



TOTAL

27¢



CLICK & SHARE
WITH STUDENTS
IN GOOGLE
SLIDES

PERFECT FOR VIRTUAL MEETINGS AND DISTANCE LEARNING PERFECT FOR VIRTUAL MEETINGS AND DISTANCE LEARNING

CLICK & ASSIGN
ACTIVITIES
IN SEESAW



CLICK & ASSIGN
ACTIVITIES
IN SEESAW



SUMMARIZING

WHAT IS THE
MAIN IDEA
OF THE
STORY?



CLICK & SHARE
WITH STUDENTS
IN GOOGLE
SLIDES

SIGHT WORDS

Click PLAY to roll the die
on the next slide.
Click PAUSE to stop it.



Take turns rolling the die and
reading sight words with
your teacher, friends, or
family members.



Write or type the sight
words THREE times on
the template.



CLICK & SHARE
WITH STUDENTS
IN GOOGLE
SLIDES

PERFECT FOR VIRTUAL MEETINGS AND DISTANCE LEARNING PERFECT FOR VIRTUAL MEETINGS AND DISTANCE LEARNING

CLICK & ASSIGN
ACTIVITIES
IN SEESAW



CLICK & ASSIGN
ACTIVITIES
IN SEESAW



6 THEMES

IMAGINE THAT

Click PLAY to roll the die on the next slide. Click PAUSE to stop it.

Take turns rolling the die and answering the questions with your teacher, friends, or family members.

Draw, write, or type inside the template to finish each sentence.

IMAGINE THAT

1 I have a superpower. It is...	2 I have a superpower. It is...	3 I have a superpower. It is...

ALL ABOUT ME

1 I have a superpower. It is...	2 I have a superpower. It is...	3 I have a superpower. It is...

ALL ABOUT ME

Click PLAY to roll the die on the next slide. Click PAUSE to stop it.

Take turns rolling the die and talking things about yourselves with your teacher, friends, or family members.

Draw, write, or type inside the template to finish each sentence.

IMAGINE THAT

IF YOU HAD A SUPERPOWER, WHAT WOULD IT BE AND WHY?



ALL ABOUT ME

WHAT IS SOMETHING THAT YOU ARE GOOD AT?



HOPES & DREAMS

HOPES & DREAMS

WHAT IS SOMETHING YOU HOPE TO IMPROVE IN THIS YEAR?



NUMBERS ABOUT ME

ACT IT OUT!

Put your hands up if you...



PLAY A SPORT

NUMBERS ABOUT ME

HOW OLD ARE YOU?



DREAMS

Click PLAY to roll the die on the next slide. Click PAUSE to stop it.

Take turns rolling the die and sharing hopes and dreams with your teacher, friends, or family members.



FIND SOMEONE WHO...

1 I have a superpower. It is...	2 I have a superpower. It is...	3 I have a superpower. It is...

ACT IT OUT!

Click PLAY to roll the die on the next slide. Click PAUSE to stop it. If the statement applies to you, do the action.

Take turns rolling the die and doing actions with your teacher, friends, or family members.

Draw, write, or type inside the template to find friends who match each statement.

FAVORITE THINGS

FAVORITE BOOK

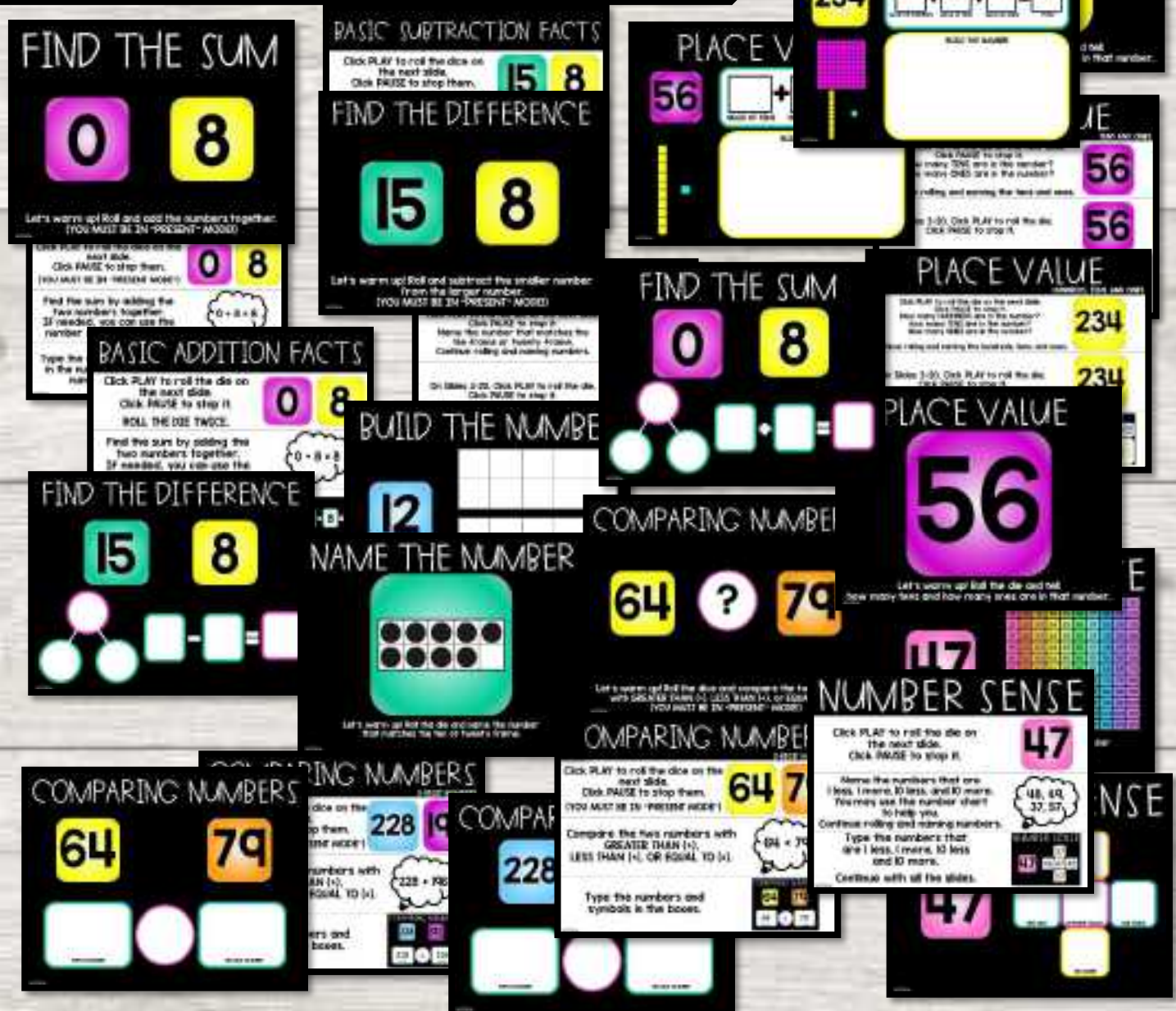


FAVORITE THINGS

BOOK

MOVIE

12 MATH SKILLS



12 MATH SKILLS

TELLING TIME

Click PLAY to roll the die on the next slide.
Click PAUSE to stop it.

Read the analog clock and tell the time.

Type the digital time.



5:00

TELLING TIME

Click PLAY to roll the die on the next slide.
Click PAUSE to stop it.

Read the analog clock and tell the time.



Let's warm up! Roll the die, read the clock, and tell the time.

3D SOLIDS

Click PLAY to roll the die on the next slide.
Click PAUSE to stop it.

Name the 3D shape that is shown in the picture.



Circle the matching solid.

SPHERE PYRAMID
CONE RECTANGULAR PRISM

3D SOLIDS

Let's warm up! Name the solid.



Click PLAY to roll the die on the next slide.
Click PAUSE to stop it.

Name the 3D solid that is shown in the picture.

Circle the matching solid. Write a picture of an example of the solid. Type the number of faces, edges, and vertices. Colorpage with all the solids.

COUNTING MONEY

Click PLAY to roll the die on the next slide.
Click PAUSE to stop it.

Roll 5 TIMES



TOTAL

2D SHAPES

Click PLAY to roll the die on the next slide.
Click PAUSE to stop it.

On Slides 3-20, Click PLAY to roll the die. Click PAUSE to stop. Roll the die FIVE times. For each roll, click and drag the coin to the piggy bank. Count the total amount and type it in the box.

2D SHAPES

Let's warm up! Name the shape.



3D SOLID

Click PLAY to roll the die on the next slide.
Click PAUSE to stop it.

Name the 3D solid that is shown in the picture.

Circle the matching solid. Write a picture of an example of the solid. Type the number of faces, edges, and vertices. Colorpage with all the solids.

COUNTING MONEY

Click PLAY to roll the die on the next slide.
Click PAUSE to stop it.

Roll 5 TIMES



TOTAL

FIND THE SUM

Let's warm up! Roll and add the two numbers together. (YOU MUST BE IN "PRESENT" MODE!)

43 + 35 =


FRACTIONS

Let's warm up! Roll and name the fraction.



FRACTIONS

Click PLAY to roll the die on the next slide.
Click PAUSE to stop it.



COUNTING MONEY



Let's warm up! Answer the questions about coins.

TWO-DIGIT ADDITION

Click PLAY to roll the dice on the next slide.
Click PAUSE to stop them.

(YOU MUST BE IN "PRESENT" MODE!)

Find the sum by adding two numbers together. If needed, you can use base ten blocks to help.

43 + 35 =

FIND THE DIFFERENCE

Let's warm up! Roll and subtract the smaller number from the larger number. (YOU MUST BE IN "PRESENT" MODE!)

57 - 35 =

FIND THE DIFFERENCE

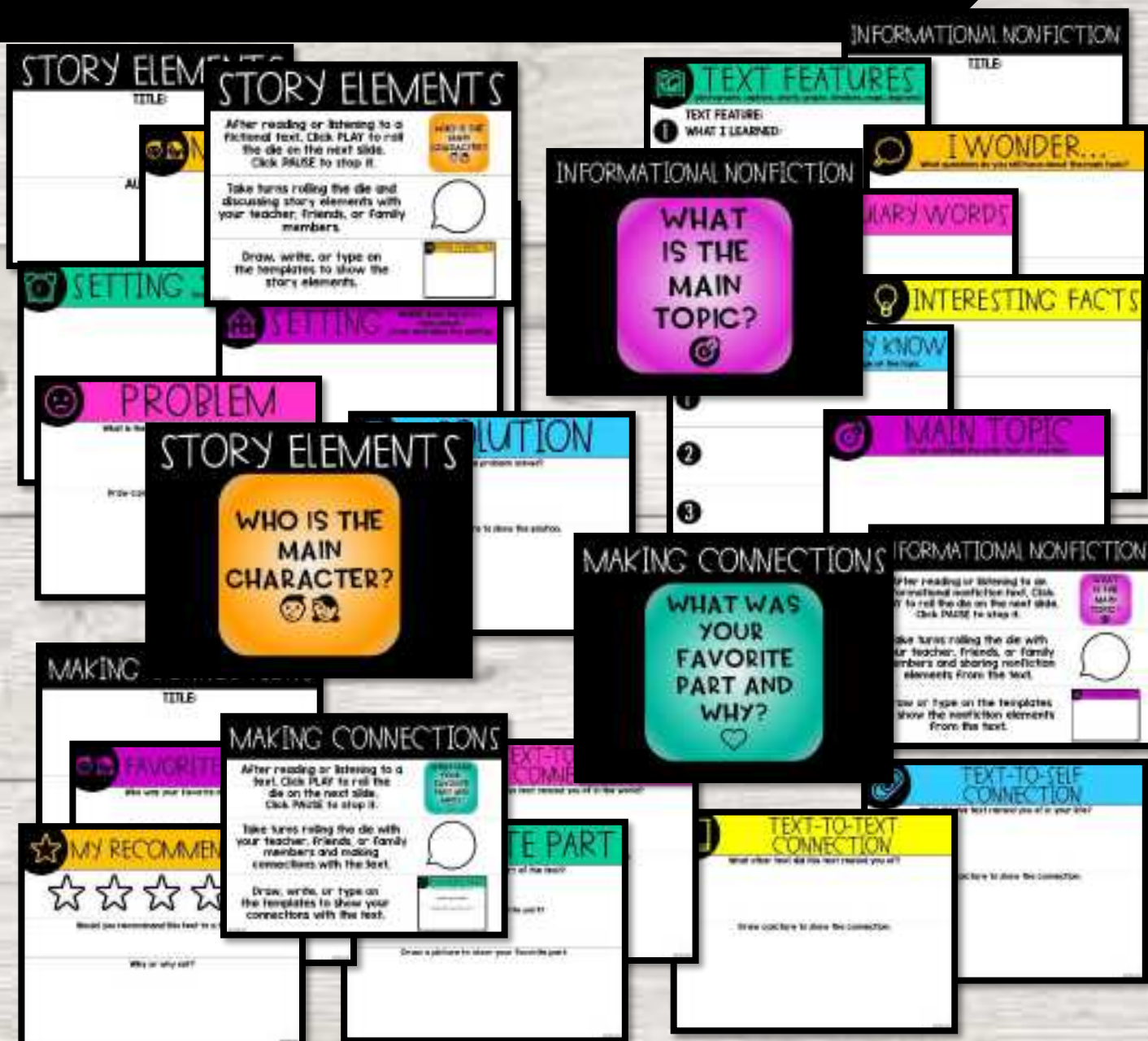
Click PLAY to roll the dice on the next slide.
Click PAUSE to stop them.

(YOU MUST BE IN "PRESENT" MODE!)

Find the difference by subtracting the smaller number from the larger number.

57 - 35 =

6 COMPREHENSION THEMES



6 COMPREHENSION THEMES

PREDICTING

TITLE:

BASED ON THE TITLE, WHAT DO YOU THINK THIS BOOK WILL BE ABOUT?

Draw or write your predictions.

Compare and contrast two

CHARACTER 1

What problems and solutions did the main character

PROBLEMS

SO

PREDICTING

BASED ON THE TITLE, WHAT DO YOU THINK THIS BOOK WILL BE ABOUT?



Draw

WHAT DO YOU THINK THIS BOOK IS AND WHY?

Draw or write your predictions.

WHAT DOES THIS BOOK REMIND YOU OF?

Draw or write your connections.

HOW DO YOU THINK THE STORY MIGHT END?

Draw or write your predictions.

PREDICTING

Before reading a picture book, take a "picture walk" by previewing the illustrations. Click PLAY to roll the die on the next slide. Click PAUSE to stop it.

BASED ON THE TITLE, WHAT DO YOU THINK THIS BOOK WILL BE ABOUT?



Take turns rolling the die with your teacher, friends, or family members and making predictions about the text.

Draw, write, or type on the templates to write about your predictions.

CHARACTERS

After reading or listening to a fictional text, Click PLAY to roll the die on the next slide. Click PAUSE to stop it.

CHOOSE A CHARACTER FROM THE TEXT. DESCRIBE WHAT HE OR SHE LOOKS LIKE.

Take turns rolling the die with your teacher, friends, or family members and discussing characters from the text.



Draw, write, or type on the templates to describe characters from the text.

CHARACTERS

TITLE:

CHARACTER NAME:

WHAT DOES THIS CHARACTER LOOK LIKE?

Draw a picture of the character.

CHARACTER NAME:

CHARACTER TRAITS

EXAMPLE FROM THE TEXT

CHARACTERS

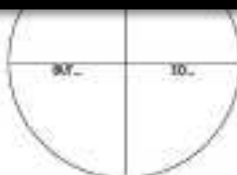
CHOOSE A CHARACTER. DESCRIBE WHAT HE OR SHE LOOKS LIKE.



SUMMARY

SUMMARIZING

WHAT IS THE MAIN IDEA OF THE STORY?



SUMMARIZING

After reading or listening to a fictional text, Click PLAY to roll the die on the next slide. Click PAUSE to stop it.

WHAT IS THE MAIN IDEA OF THE STORY?

Take turns rolling the die with your teacher, friends, or family members and summarizing the story.



Draw, write, or type on the templates to summarize the details of the story.

WARM-UP

SIGHT WORDS

Click **PLAY** to roll the die on the next slide. Click **PAUSE** to stop it.

Take turns rolling the die and reading sight words with your teacher, friends, or family members.

Write or type the sight words **THREE** times on the template.



ROLL AND READ!

PRE-PRIMER (LIST 1)

here

ROLL, READ, AND WRITE!

here

1 here

2 here

3 here

PRACTICE

REVIEW

LET'S REVIEW!

PRE-PRIMER (LIST 1)

READ IT!

WRITE IT!

☆ play
☆ run
☆ find
☆ three
☆ funny

LET'S REVIEW!

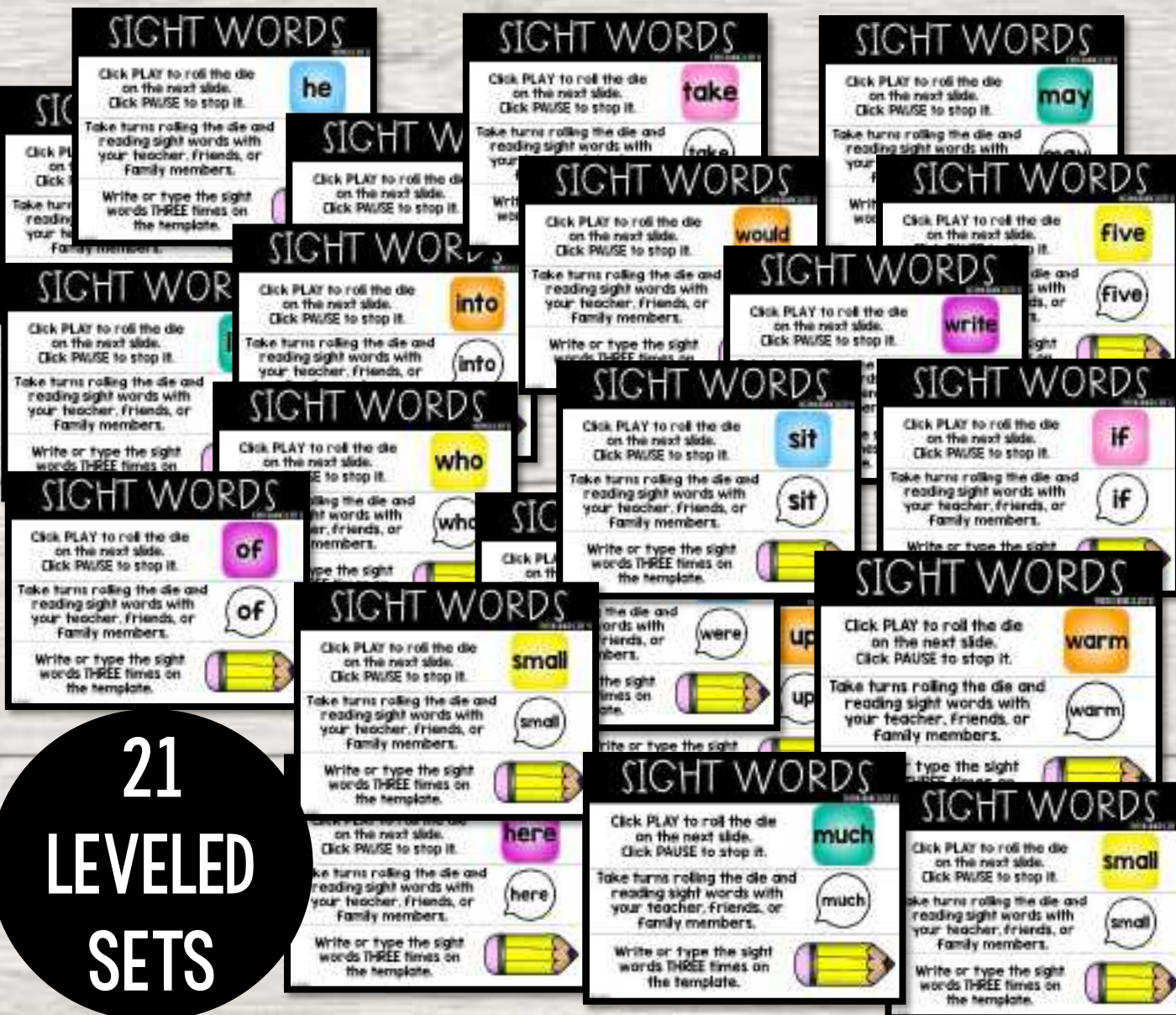
PRE-PRIMER (LIST 1)

READ IT!

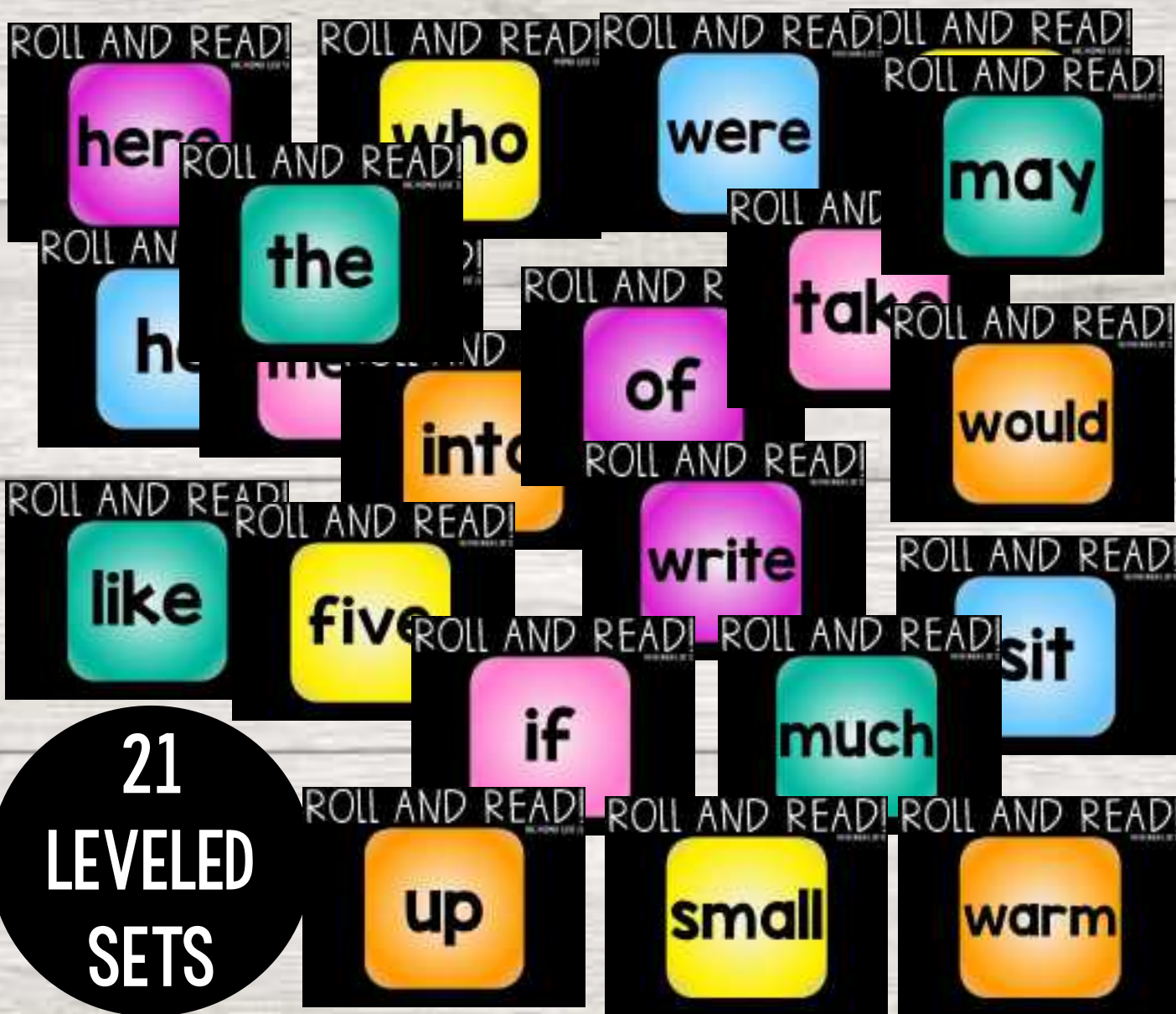
WRITE IT!

☆ here
☆ help
☆ make
☆ yellow
☆ two

PRE-K, K, 1ST, 2ND



PRE-K, K, 1ST, 2ND



21
LEVELED
SETS