

# DIGITAL RESEARCH BOOKS



GOOGLE SLIDES  
& SEESAW  
FORMATS

ANIMAL  
RESEARCH BOOK



Amazing Elephants

Written by:

CREATED BY BROOKE BROWN



# PLANET RESEARCH BOOK

WHAT  
IS IT?  
INSIDE  
HOW IT  
MOVES  
SPECIAL  
FEATURES  
FUN  
FACTS

Written by:

CLICK & ASSIGN  
ACTIVITIES  
IN SEESAW

CLICK & SHARE  
WITH STUDENTS  
IN GOOGLE  
SLIDES

Activity Library

Community My Library

Type Here 1/9

Type Here

Written by:

Students will edit this template

Brooke Brown

Assign...

Student Instructions

**EDITABLE RESEARCH BOOK**

Choose a topic to research.  
Use resources or visit websites suggested by your teacher to learn facts about the topic.

Tap Add response

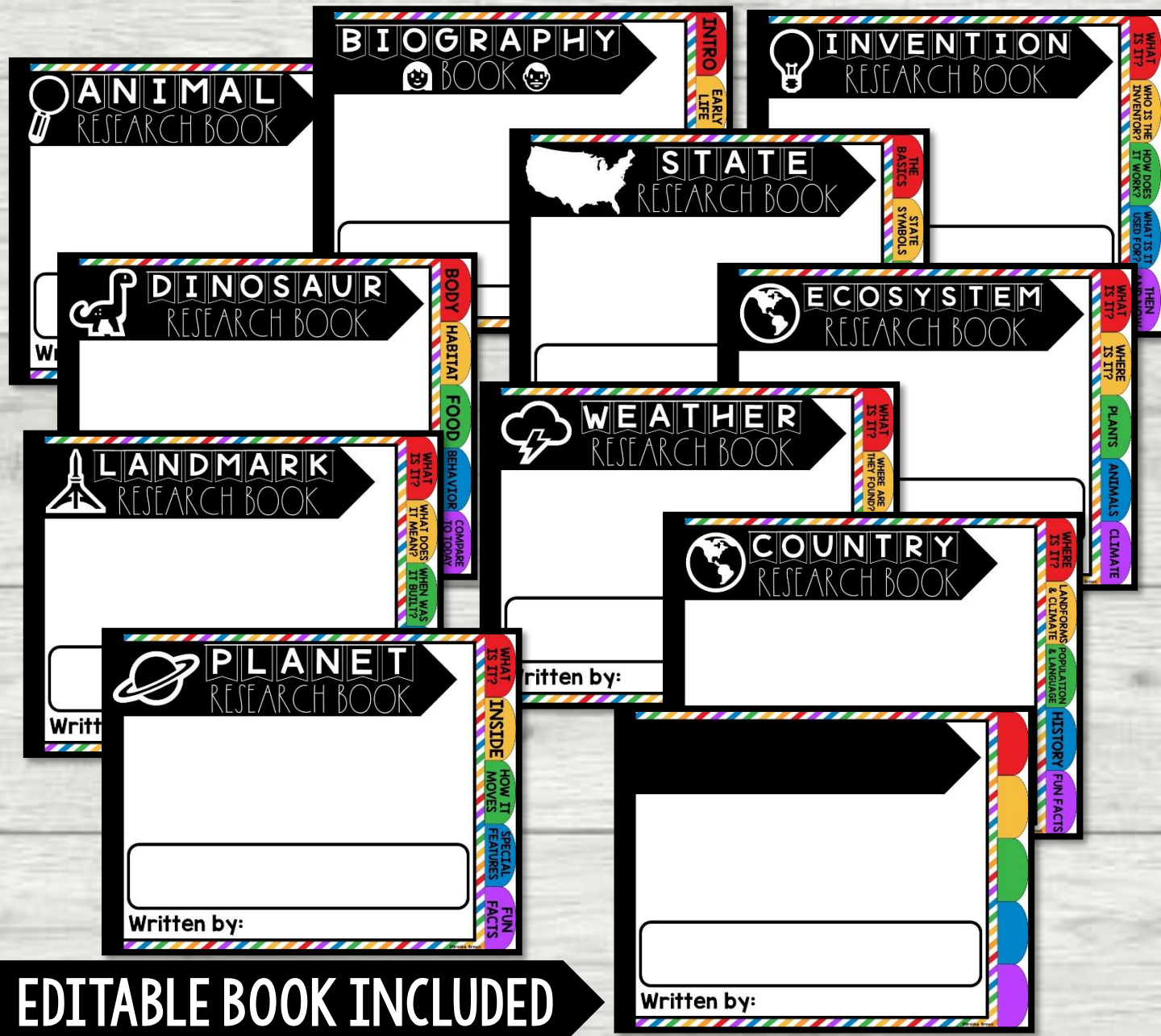
**SLIDE 1:**  
Type your name and a title for your research book.  
Add a drawing or photo of the topic on the cover.

**SLIDES 2-6:**  
Use the "RESEARCH" link to visit kid-friendly research websites.  
Type facts in the boxes for each subtopic.  
Add drawings or photos to match your facts.

**SLIDE 7:**  
Type the sources that you used to find your information.


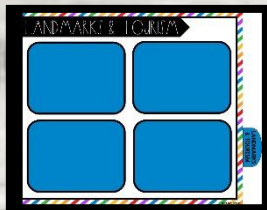


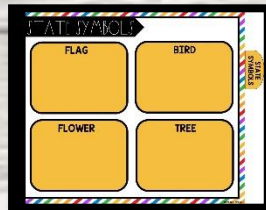
**SLIDES 8-9:**  
Circle the presentation that you would like to do for your topic.  
Add a photo or video of your presentation.

# 10 SCIENCE AND SOCIAL STUDIES TOPICS





# PRESENTATION OPTIONS



PRESENTATION

Add a photo or video of your presentation.

PRESENTATION CHOICES

Circle your presentation choice.



Make a video to share what you learned about your topic.



Build a model of your topic using building bricks, blocks, playdough, or other building materials.

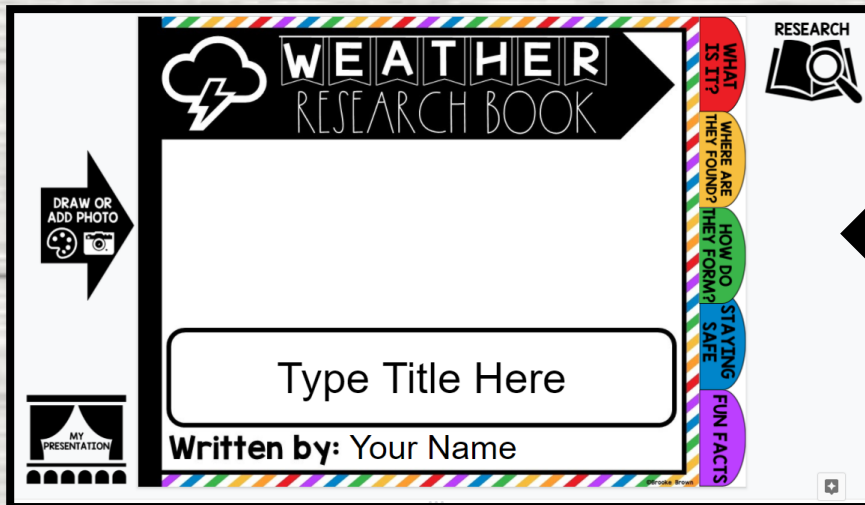


Write a song, chant, or poem about your topic.



Make a drawing, painting, or poster about your topic.

5 SUBTOPIC SLIDES PER BOOK



LINKED TABS  
AND RESEARCH  
WEBSITES