
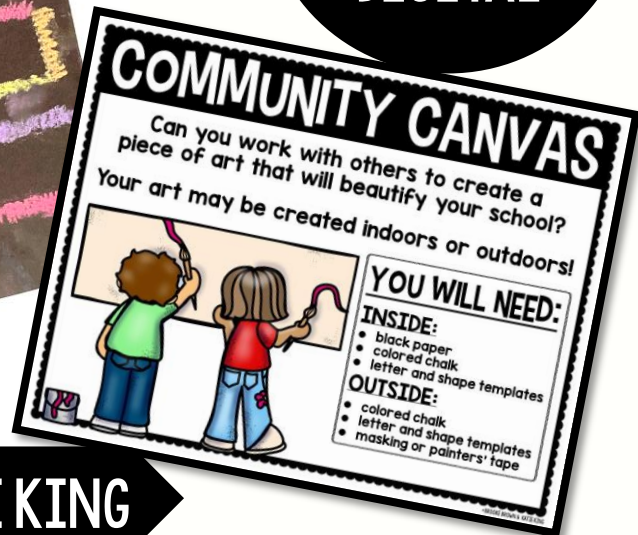


storybook
STEM
MAYBE
SOMETHING
BEAUTIFUL

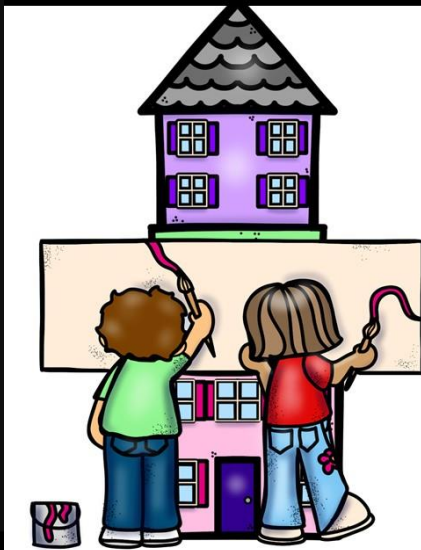


PRINTABLE
+
DIGITAL



CREATED BY BROOKE BROWN & KATIE KING

storybook **STEM**



**MAYBE
SOMETHING
BEAUTIFUL**

©BROOKE BROWN & KATIE KING

**GOOGLE SLIDES
& SEESAW
FORMATS**

WORDS TO KNOW

COLLABORATE

MURAL

VOLUNTEER

COMMUNITY

Click and drag the words to match their definitions.



a large painting or other work of art, usually placed directly on a wall



to work together on an activity, usually to produce or create something



a person who gives his or her time or resources to work or help others



a group of people living in one place, who usually share common ownership

INCLUDES DIGITAL COMPONENTS!

WORDS TO KNOW

Click and drag the words to match their definitions.

COLLABORATE

MURAL

VOLUNTEER

COMMUNITY



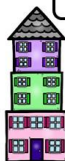
a large painting or other work of art, usually placed directly on a wall



to work together on an activity usually to produce or create something



a person who gives his or her time or resources to work or help others



a group of people living in one place, who usually share common ownership

CLICK & SHARE
WITH STUDENTS
IN GOOGLE
SLIDES

INTERACTIVE VIDEOS AND TEMPLATES

CLICK & ASSIGN
ACTIVITIES
IN SEESAW

MAYBE SOMETHING BEAUTIFUL

Brooke Brown

Assign...

Student Instructions

MAYBE SOMETHING BEAUTIFUL (STEM CHALLENGE)

CAN YOU CREATE A PIECE OF ART THAT WILL BEAUTIFY YOUR SCHOOL OR COMMUNITY?

You may create your art piece either indoors or outdoors.

YOU WILL NEED:

For indoor art: black paper, chalk, optional chalk templates

For outdoor art: sidewalk chalk, masking tape or painters' tape, optional chalk templates

Tap [Add response](#)

Follow the instructions on each slide:

- [EXPLORE COMMUNITY ART:](#) Tap the link to read more about community art and chalk art designs.
- [WORDS TO KNOW:](#) Tap and drag vocabulary words to match the definition.
- [LET'S BRAINSTORM:](#) Type your ideas in the text boxes.
- [MAKE A PLAN:](#) Use shapes and drawing tools to draw a blueprint of your art design.
- [COMMUNITY CANVAS:](#) Type your responses in the text boxes.
- [SHARE YOUR DESIGN:](#) Take and insert a picture of your art piece.

Students will edit this template

1 / 8

DIGITAL STEM

SHARE YOUR DESIGN



Add a picture of your finished art piece.

COMMUNITY CANVAS

Where will your art be placed? Why did you choose this design?

What shapes, colors, and designs did you use?

COMMUNITY CANVAS


Can you work with others to create a piece of art that will beautify your school?
Your art may be created indoors or outdoors!



YOU WILL NEED:

- INSIDE:**
 - black paper
 - colored chalk
 - letter and shape templates
- OUTSIDE:**
 - colored chalk
 - letter and shape templates
 - masking or painters' tape

storybook STEM



MAYBE
SOMETHING
BEAUTIFUL

EXPLORE COMMUNITY ART

Tap the link on the left hand side to visit websites and watch videos about community art.



MAKE A PLAN

Use drawing tools or shapes to create a blueprint of your art piece.

WORDS TO KNOW

Click and drag the words to match their definitions.

COLLABORATE

MURAL

VOLUNTEER

COMMUNITY



a large painting or other work of art, usually placed directly on a wall



to work together on an activity, usually to produce or create something



a person who gives his or her time or resources to work or help others



a group of people living in one place, who usually share common ownership

EXPLORE COMMUNITY ART



DIGITAL ELA

WATCH AND LEARN

A lesson on figuring out the mood of different parts of the book!



Verbs

an action word



Authors can add impact to their writing by carefully selecting their

Now Think!

How would you use those four versions of "eat" listed in the black box?

Mood



gaze



to look with curiosity

muralist



an artist who paints very large images

transform



to make a shocking change

doodle



to draw

MURAL

nis is what I would do...



Maria went to the grocery store to get ingredients for her family's dinner. She forgot her wallet, dropped a gallon of milk, and ran over her foot with her shopping cart. She wasn't sure what

What I notice in the picture:

What I notice in the words:

I think the mood is:

WATCH AND LE



VOCABULARY

Match the vocabulary word to the correct picture. Use each word twice.

muralist gaze doodle transform




MOOD

How do the illustrations change throughout the book from beginning to end?



Take selfies demonstrating how the mood changed.



How does the mood of the book change from the beginning of the book to the end? How do you know?



PRINTABLE STEM CHALLENGE

CHALK DESIGN TEMPLATES
Print the following templates on cardstock and cut out for students to use for their designs. Students may use either the stencils or the color templates to create designs.

COMMUNITY CANVAS

MURAL

COLLABORATE




to work together on an activity, usually to produce or create something

COMMUNITY CANVAS

Maybe Something Beautiful
Possible Products



COMMUNITY



a group of people living in one place, who usually share common ownership



COMMUNITY CANVAS

Maybe Something Beautiful

NAME: _____

MY BLUEPRINT



Draw a picture of your plan for your piece of art.

Where will your art be placed?

What shapes, colors, and designs

COMMUNITY CANVAS

Can you work with others to create a piece of art that will beautify your school?

Your art may be created indoors or outdoors!



YOU WILL NEED:

INSIDE:

- black paper
- colored chalk
- letter and shape templates

OUTSIDE:

- colored chalk
- letter and shape templates
- masking or painter's tape

LET'S EXPLORE COMMUNITY ART!

RAFAEL LÓPEZ



URBAN ARTS



URBAN ART TRAIL



CHALK ART



COMMUNITY

Why is community art important?

How can we beautify our school and community?

CHALK DESIGN TEMPLATES

Print the following templates on cardstock and cut out for students to use for their chalk designs. Students may use either the stencils or the color templates to create designs.

CHALK DESIGN TEMPLATES

Print the following templates on cardstock and cut out for students to use for their chalk designs. Students may use either the stencils or the color templates to create designs.

CHALK DESIGN TEMPLATES

Print the following templates on cardstock and cut out for students to use for their chalk designs. Students may use either the stencils or the color templates to create designs.

CHALK DESIGN TEMPLATES

Print the following templates on cardstock and cut out for students to use for their chalk designs. Students may use either the stencils or the color templates to create designs.

Verbs

an **action** word




read play laugh



Authors can add images to their writing carefully selecting verbs.

- chomp
- nibble
- gobble
- snort

My Mural



I would paint a mural of the ocean. I think

Brad whispered the secret to Jamie, behind his hand.

chatter

TALK RUN

sprint

jog

RUN

STRONG VERBS

LAUGH

cackle

• the witch cackled

giggle

• Jake giggled quietly

SLEEP

nap

• Tamika napped in the car

snore

• Bobby snored loudly

JUMP

skip

• Tank I happily

leap

• Sargent (the black cat) leapt off the deck

CRY

sob

• shoulders shook as he wept

sob

• Sarah sobbed

MOOD

The atmosphere created by the author's words and the illustrator's images.



- gloomy
- frustrated
- annoyed



- joy
- love
- happiness

VOCABULARY

Use the four words below to label the pictures.

doodle gaze muralist transform

transform doodle

gaze muralist

doodle I doodle while I think

gaze

transform

muralist

Mood

The atmosphere or feeling created by the author's words and illustrator's images.



The mood can change throughout a book.

MOOD

How do the illustrations change throughout the book from beginning to end?

Gray Gloomy Dreary

Bright Loud Energetic

How does the mood of the book change from the beginning of the book to the end? How do you know?
In the beginning of the book the mood was gloomy, but by the end of the book the mood was bright and cheerful. The loud colors helped me!



gaze

to look with curiosity



muralist

an artist who paints very large images

Vocabulary in Action!

Directions: Fill in the blank to complete the phrase in a way that makes sense.

A muralist needs paint, a wall, and ideas

An example of a transformation is a caterpillar to a butterfly

I doodle when I am trying to relax.

We gaze at the stars at nighttime.



E

L

A