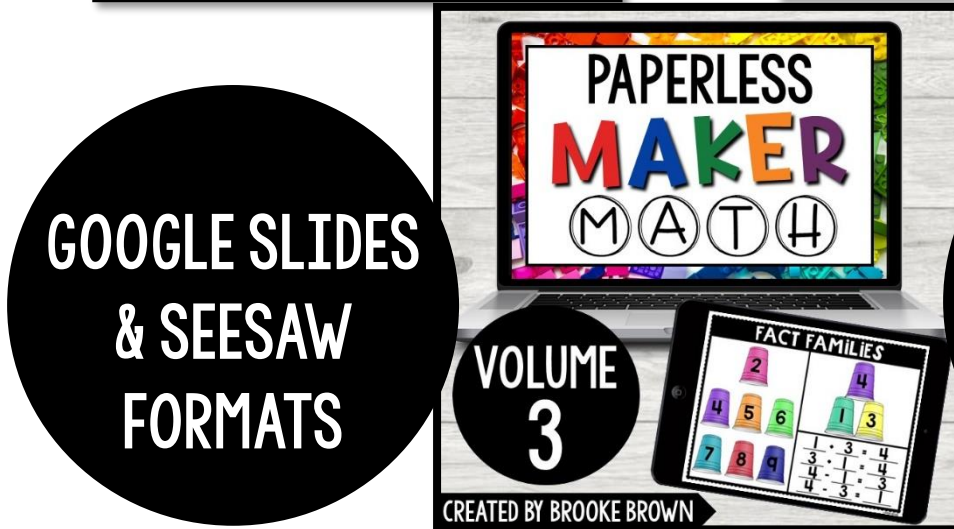
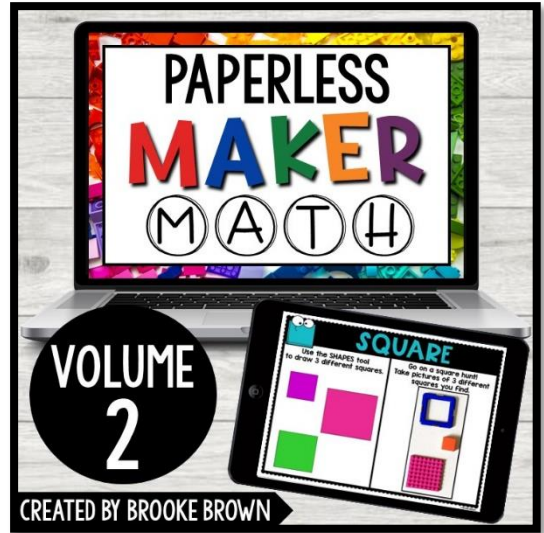
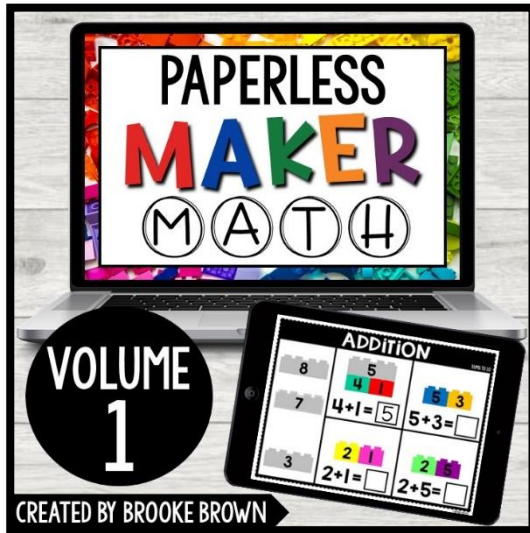


THE BUNDLE



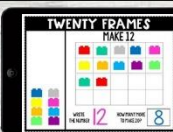
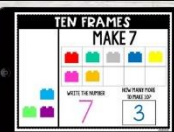
GOOGLE SLIDES
& SEESAW
FORMATS

CLASSROOM
OR DISTANCE
LEARNING

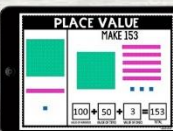
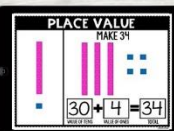
CREATED BY BROOKE BROWN

12 MATH SKILLS

TEN AND TWENTY FRAMES

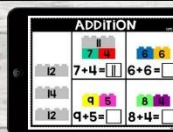


4 LEVELED SETS OF SKILLS

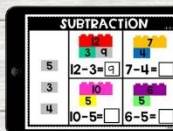
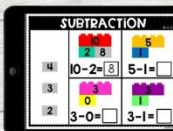


PLACE VALUE

BASIC ADDITION




4 LEVELED SETS OF SKILLS




BASIC SUBTRACTION

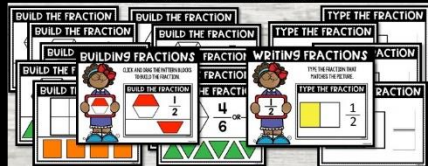
2D SHAPES



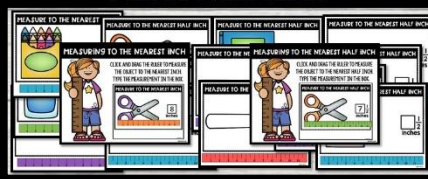
3D SOLIDS



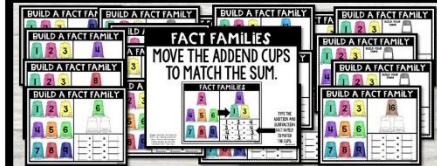
FRACTIONS




MEASUREMENT



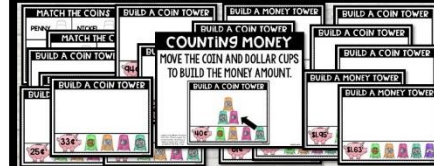
FACT FAMILIES




NUMBER STORIES



COUNTING MONEY



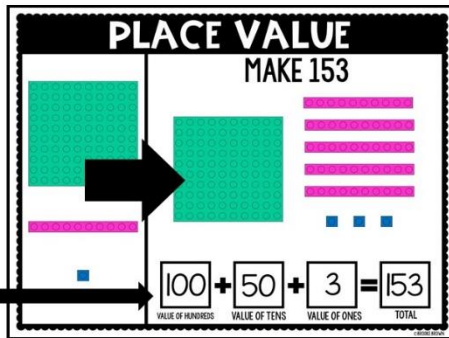
EQUAL GROUPS



PLACE VALUE

MOVE THE HUNDREDS, TENS,
AND ONES TO MAKE NUMBERS.

TYPE THE VALUE OF
HUNDREDS, TENS,
ONES, AND TOTAL.



CLICK & SHARE
WITH STUDENTS
IN GOOGLE
SLIDES

CLICK & SAVE
ACTIVITIES
IN SEESAW

Activity Library

Community My Library

PLACE VALUE
MOVE THE HUNDREDS, TENS,
AND ONES TO MAKE NUMBERS.

USE THE DRAW
TOOL TO WRITE
THE VALUE OF
HUNDREDS, TENS,
ONES, AND TOTAL.

PLACE VALUE
MAKE 153

$100 + 50 + 3 = 153$

Students will edit this template

1 / 10

Brooke Brown

Assign...

Student Instructions

Maker Math - PLACE VALUE (HUNDREDS/TENS/ONES)

Tap **Add response**

Move the hundreds, tens, and ones to build the number.

Tap

Write the value of the hundreds, tens, ones, and total.

Tap

Read the number model aloud.


Tap the next slide and repeat.

After you have finished all 10 slides,

Tap

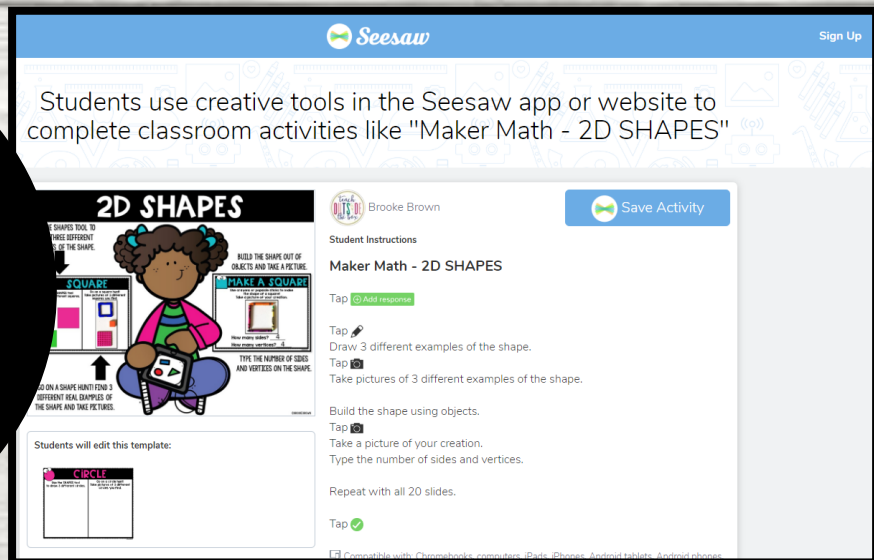
MAKER MATH K-2nd

Compatible with: Chromebooks, computers, iPads, iPhones, Android tablets, Android phones, Kindle Fire

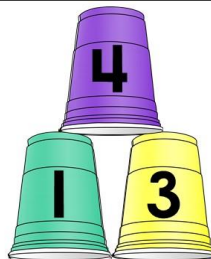


CLICK & SHARE
WITH STUDENTS
IN GOOGLE
SLIDES

CLICK & SAVE
ACTIVITIES
IN SEESAW



FACT FAMILIES



$$\begin{array}{r} 1 + 3 = 4 \\ 3 + 1 = 4 \\ 4 - 1 = 3 \\ 4 - 3 = 1 \end{array}$$

© BROOKE BROWN

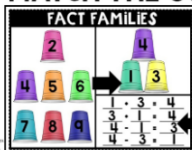
CLICK & SHARE
WITH STUDENTS
IN GOOGLE
SLIDES

CLICK & SAVE
ACTIVITIES
IN SEESAW

Students use creative tools in the Seesaw app or website to complete classroom activities like "Maker Math - FACT FA..."

FACT FAMILIES

MOVE THE ADDEND CUPS
TO MATCH THE SUM.



WRITE THE
ADDITION AND
SUBTRACTION
FACT FAMILY
TO MATCH
THE CUPS.

Students will edit this template:



Brooke Brown



Save Activity

Student Instructions

Maker Math - FACT FAMILIES

Tap Add response

Tap

Move the cups to match the sum and complete the fact family.

Repeat with all 20 slides.

Tap

Write the addition and subtraction number models to match the fact family.

Tap

Compatible with: Chromebooks, computers, iPads, iPhones, Android tablets, Android phones, Kindle Fire