




**Teaching Your Students
to Apologize Through
ACTIONS**

Brooke Brown

You BREAK it 	You FIX it! 



You BREAK it...


You FIX it!


Name: _____


•Draw and color one way that you might upset a friend on the left side.
 •Draw and color way to fix it on the right side.
 •Color and cut out your heart.

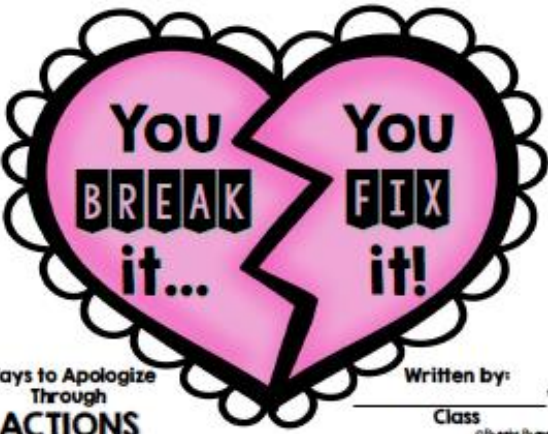
©Diane Dwyer

Ways to Apologize Through **ACTIONS**









You BREAK it...

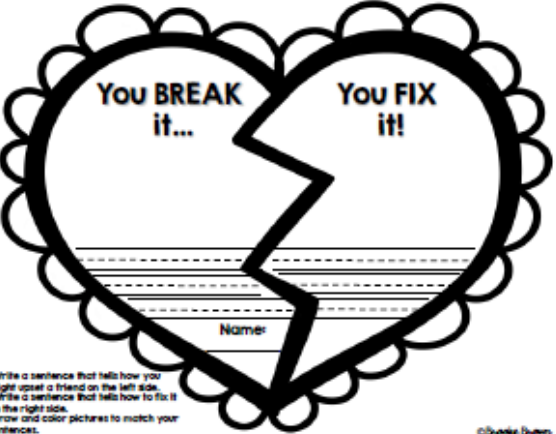
You FIX it!

Ways to Apologize Through **ACTIONS**

Written by: _____

Class _____

©Diane Dwyer



You BREAK it...

You FIX it!

Name: _____

•Write a sentence that tells how you might upset a friend on the left side.
 •Write a sentence that tells how to fix it on the right side.
 •Draw and color pictures to match your sentences.
 •Color and cut out your heart.

©Diane Dwyer