

STEAM

Teaching Tools

for Elementary Students

Created by Brooke Brown

"What is STEAM?"


Follow your teacher's instructions

"What is STEAM?"  
Trading Cards Pocket


Cut out trading card pocket around outside edges only.  
Fold pocket in half with the gray box facing the back.  
Use a thin line of glue around the inside of the pocket around  
the bottom and right side edges.  
Fold white top flap down to close pocket.

What is STEAM?


What is  
**STEAM?**



Name: \_\_\_\_\_

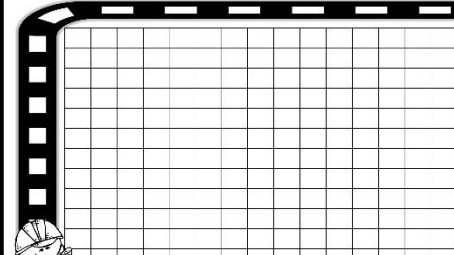


Name: \_\_\_\_\_




Name: \_\_\_\_\_

**STEAM** Challenge  
Blueprint for \_\_\_\_\_

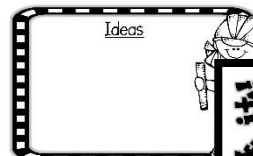


**STEAM** Challenge

Planning Sheet for \_\_\_\_\_




Materials



Ideas

My Blueprint



What is the problem?

ask it!

"What is STEAM?"

Trading Cards

Follow your teacher's instructions  
to complete each card.

Cut out the trading cards and  
store in your pocket.

"What is STEAM?"

Trading Cards

Follow your teacher's instructions  
to complete each card.

Cut out the trading cards and  
store in your pocket.

"What is STEAM?"

Trading Cards

Follow your teacher's instructions  
to complete each card.

Cut out the trading cards and  
store in your pocket.

# Interactive Notebooking Tools



**STEAM** Challenge



The Challenge

Team Roles

Materials Allowed

Challenge Rules


Time Limit

Created by Sherry Smith

"What is STEAM?"

Trading Cards

Me as an ARTIST



STEAM Process

What is STEAM?

S

T

E

A

M



How can we solve the problem?

Idea Bank

The BEST solution is

because

What worked well?

What didn't work well?

ask it!

Solve it!

Test it!

Improve it!

How can you change your design  
to make it better?

Design

Draw a picture

Test

What  
What does

Improve

How can you change  
to make



## Ask it!

What is the problem?



Created by Rumble Design



## Challenge





Created by Rumble Design

## Test it!

What works?

What doesn't work?



Created by Rumble Design

## Solve it!

Our Idea Bank



Created by Rumble Design

# Anchor Charts

## Improve it!

What can we change to make it better?



Created by Rumble Design

## Design it!

Plans and Drawings



Created by Rumble Design



### STEAM Reflection & Presentation



Name: \_\_\_\_\_  
Date: \_\_\_\_\_

What did you create?

What materials did you use?

Which "smarts" did you use while designing and creating this project?  
(pictures/art, nature, music, self, people, logic/math, body, words)

What is your favorite thing about your project?

What was most challenging about this project?

How could you improve your project?

Teacher Comments:

Created by Rumble Design



### STEAM Presentation



1 What did you create?

2 What materials did you use?

3 Which "smarts" did you use while designing and creating this project? (pictures/art, nature, music, self, people, logic/math, body, words)

4 What is your favorite thing about your project?

5 What was most challenging about this project?

6 How could you improve your project?

Created by Rumble Design