

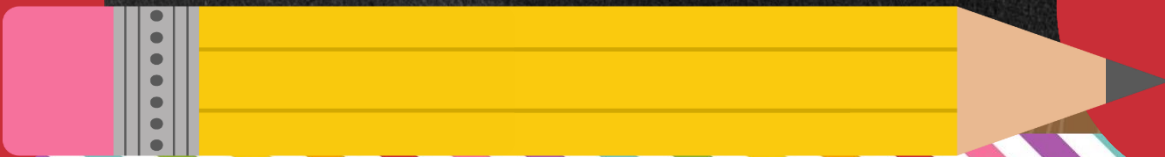
SEPTEMBER

Literacy Centers



6 Low Prep Options
for 2nd and 3rd Grade

Created by Brooke Brown



Detailed Instructions for Organization & Management

Center Descriptions

1. Apple Picking

Students use weekly spelling lists and choose two activities to complete on separate notebook paper. They color in the apples for the activities they choose.

2. Rules and Routines

Students create a mini book, writing and illustrating three important classroom rules and routines.

3. All About Me

Students make a "Top Ten" list about their interests based on one of four topics, then draw pictures of five items on the back.

4. Super Story Chains

Students complete a fiction or nonfiction paper story chain using any Back to School themed book. Books about apples, Labor Day, or the first day of school work great.

5. Map it Out

Students draw and label a map of their classroom, school, or room at home.

6. September Search

Students use Back to School themed classroom or library books to search for a type of word, then write sentences for each.

Suggestions for Organization and Management

•Print colored center headers on cardstock and/or laminate for durability. Place headers with instructions inside a library pocket chart (as used in my Literacy Centers Made EASY! grade level packages), plastic drawers, or in a classroom work station.

•Print and make copies of enough student templates for each child for each of the six centers (some are half sheets), and put the copies near the matching Center Header/Instructions. You will probably want to copy extras for students who complete centers twice. Place center materials in an easily accessible area of your classroom.

•Students will need a pocket folder or file folder to hold center work that is either completed or in progress. Their tracking chart (page 5) needs to be stapled inside.

•Provide access to a small basket of Back to School themed library books (Apples, Labor Day, first day of school books, etc.)

•Review center instructions and expectations as a class that include the following:

•Students may complete centers in any order they choose, which keeps their interest levels high, but they must completely finish a center before beginning a new one. Also, they must complete their "whole list" once before beginning the "twice" column.

•On their tracking chart, they need to mark an X with a pencil in the matching box when beginning a center, then color it in with a crayon when it is complete.

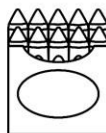
•I would suggest that for optimal work quality, no more than 2-3 centers should be completed each day.

•Since there are many possible center options, this center management system will easily last for 2-3 full weeks during regularly scheduled center time, depending on how often your class has centers.
Perfect For Back to School!



September Literacy Centers

NAME: _____



CENTER

Once Twice

1. Apple Picking

2. Rules and Routines

3. All About Me

4. Super Story Chains

5. Map it Out

6. September Search

© Brooke Byers

Student Tracking Chart



Headers with Instructions

Apple Picking

Complete any TWO spelling activities based on your weekly list.
Color in the apples that you choose.



All About Me

Choose a topic below and write a Top Ten list.



Summer
Memories

Books

Things I Like
to Do

Things I Like to
Learn About



Rules and Routines

Write 3 important rules or routines to follow in your classroom.
Draw and color a picture to match each one. Cut apart the pages and staple into a mini booklet.



Map it Out

Draw and color a map of your classroom, the school, or your room at home.
Label at least 20 items on your map and create a map key with symbols for items on your map.



Super Story Chain

Choose a fiction or nonfiction book.
Write responses, cut apart the paper strips along the dotted lines, then glue them together to make a paper chain!



September Search

Choose a September book. Search for ONE of the following types of words inside the book to record on your sheet.

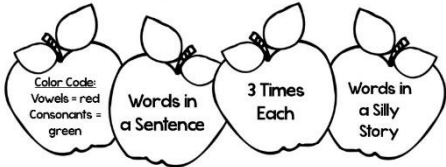
Nouns (Person, Place, or Thing)	Verbs (Action Words)
3 Syllable Words	Words with Digraphs (ch, sh, th, wh, ph)

Student Recording Sheets

Apple Picking

Name: _____

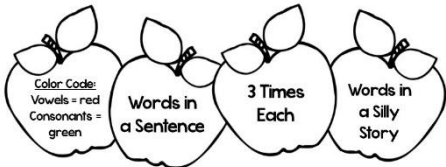
Choose any TWO spelling activities to complete on notebook paper.
Color in the apples for the activities you chose.



Apple Picking

Name: _____

Choose any TWO spelling activities to complete on notebook paper.
Color in the apples for the activities you chose.



All About Me

Name: _____



Top Ten

- | | |
|---------|----------|
| 1 _____ | 6 _____ |
| 2 _____ | 7 _____ |
| 3 _____ | 8 _____ |
| 4 _____ | 9 _____ |
| 5 _____ | 10 _____ |

On the back of your paper:
draw and color pictures of 5 items on your list.



All About Me

Name: _____



Top Ten

- | | |
|---------|----------|
| 1 _____ | 6 _____ |
| 2 _____ | 7 _____ |
| 3 _____ | 8 _____ |
| 4 _____ | 9 _____ |
| 5 _____ | 10 _____ |

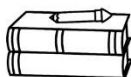
On the back of your paper:
draw and color pictures of 5 items on your list.

Rules and Routines in my Classroom



Name: _____

1 _____	2 _____
3 _____	4 _____
5 _____	6 _____
7 _____	8 _____
9 _____	10 _____

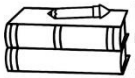


Nonfiction Story Chain

Book Title: _____

Author: _____

Your Name: _____



Fiction Story Chain

Book Title: _____

Author: _____

Your Name: _____


1 Characters

2 Setting

3 Problem

4 Solution

5 Favorite Part




Map it Out!



Name: _____

Draw a detailed map of your classroom, school, or room at home.
Label at least 20 items on your map and create a Map Key with 5 symbols.



Map Key

Symbol	Meaning



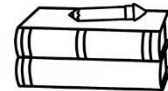
September Search

Name: _____



I'm searching for _____

- | | |
|---------|----------|
| 1 _____ | 6 _____ |
| 2 _____ | 7 _____ |
| 3 _____ | 8 _____ |
| 4 _____ | 9 _____ |
| 5 _____ | 10 _____ |



Choose 5 of your words to use in sentences.

- | |
|---------|
| 1 _____ |
| 2 _____ |
| 3 _____ |
| 4 _____ |
| 5 _____ |