

# SIGHT WORDS

## digital dice

up

the

one

there

here

were

GOOGLE SLIDES  
& SEESAW  
FORMATS

ROLL, READ, AND WRITE!

the

1 the

2 the

3 the

CREATED BY BROOKE BROWN

# CLICK & SHARE WITH STUDENTS IN GOOGLE SLIDES


**Click PLAY to roll the die  
on the next slide.  
Click PAUSE to stop it.**

up

**Take turns rolling the die and reading sight words with your teacher, friends, or family members.**

up

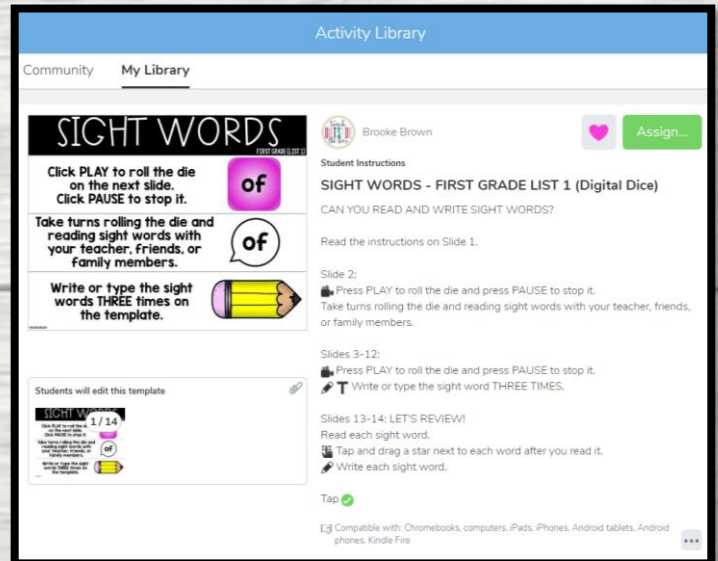
**Write or type the sight words THREE times on the template.**



© BROOKE BROWN

## PERFECT FOR VIRTUAL MEETINGS AND DISTANCE LEARNING

# CLICK & ASSIGN ACTIVITIES IN SEESAW






# WARM-UP

**SIGHT WORDS**  
PRE-PRIMER (LIST 4)

Click **PLAY** to roll the die on the next slide.  
Click **PAUSE** to stop it.

Take turns rolling the die and reading sight words with your teacher, friends, or family members.

Write or type the sight words **THREE** times on the template.



# ROLL AND READ!

PRE-PRIMER (LIST 4)

here

# ROLL, READ, AND WRITE!

here

1 here

2 here

3 here

# PRACTICE

## LET'S REVIEW!

PRE-PRIMER  
(LIST 4)

### READ IT!



★ play  
★ run  
★ find  
★ three  
★ funny

### WRITE IT!



## LET'S REVIEW!

PRE-PRIMER  
(LIST 4)

### READ IT!



★ here  
★ help  
★ make  
★ yellow  
★ two

### WRITE IT!



# REVIEW



# PRE-K, K, 1ST, 2ND

## SIGHT WORDS

PRE-K (LIST 1)

Click PLAY to roll the die on the next slide.  
Click PAUSE to stop it.

he

Take turns rolling the die and reading sight words with your teacher, friends, or family members.

Write or type the sight words THREE times on the template.

## SIGHT WORDS

Click PLAY to roll the die on the next slide.  
Click PAUSE to stop it.

Take turns rolling the die and reading sight words with your teacher, friends, or family members.

Click PLAY to roll the die on the next slide.  
Click PAUSE to stop it.

into

Take turns rolling the die and reading sight words with your teacher, friends, or family members.

## SIGHT WORDS

PRE-K (LIST 1)

Click PLAY to roll the die on the next slide.  
Click PAUSE to stop it.

who

Take turns rolling the die and reading sight words with your teacher, friends, or family members.

Write or type the sight words THREE times on the template.

## SIGHT WORDS

PRE-K (LIST 1)

Click PLAY to roll the die on the next slide.  
Click PAUSE to stop it.

of

Take turns rolling the die and reading sight words with your teacher, friends, or family members.

Write or type the sight words THREE times on the template.

## SIGHT WORDS

THIRD GRADE (LIST 3)

Click PLAY to roll the die on the next slide.  
Click PAUSE to stop it.

small

Take turns rolling the die and reading sight words with your teacher, friends, or family members.

Write or type the sight words THREE times on the template.

small

here

Take turns rolling the die and reading sight words with your teacher, friends, or family members.

Write or type the sight words THREE times on the template.

here

## SIGHT WORDS

FIRST GRADE (LIST 2)

Click PLAY to roll the die on the next slide.  
Click PAUSE to stop it.

take

Take turns rolling the die and reading sight words with your teacher, friends, or family members.

Click PLAY to roll the die on the next slide.  
Click PAUSE to stop it.

Take turns rolling the die and reading sight words with your teacher, friends, or family members.

Write or type the sight words THREE times on the template.

## SIGHT WORDS

SECOND GRADE (LIST 1)

Click PLAY to roll the die on the next slide.  
Click PAUSE to stop it.

would

Take turns rolling the die and reading sight words with your teacher, friends, or family members.

Write or type the sight words THREE times on the template.

## SIGHT WORDS

FIRST GRADE (LIST 3)

Click PLAY to roll the die on the next slide.  
Click PAUSE to stop it.

may

Take turns rolling the die and reading sight words with your teacher, friends, or family members.

Click PLAY to roll the die on the next slide.  
Click PAUSE to stop it.

five

Take turns rolling the die and reading sight words with your teacher, friends, or family members.

## SIGHT WORDS

SECOND GRADE (LIST 2)

Click PLAY to roll the die on the next slide.  
Click PAUSE to stop it.

write

Write or type the sight words THREE times on the template.

## SIGHT WORDS

SECOND GRADE (LIST 2)

Click PLAY to roll the die on the next slide.  
Click PAUSE to stop it.

five

Take turns rolling the die and reading sight words with your teacher, friends, or family members.

## SIGHT WORDS

SECOND GRADE (LIST 3)

Click PLAY to roll the die on the next slide.  
Click PAUSE to stop it.

sit

Take turns rolling the die and reading sight words with your teacher, friends, or family members.

Write or type the sight words THREE times on the template.

sit

## SIGHT WORDS

THIRD GRADE (LIST 1)

Click PLAY to roll the die on the next slide.  
Click PAUSE to stop it.

if

Take turns rolling the die and reading sight words with your teacher, friends, or family members.

Write or type the sight words THREE times on the template.

## SIGHT WORDS

THIRD GRADE (LIST 3)

Click PLAY to roll the die on the next slide.  
Click PAUSE to stop it.

warm

Take turns rolling the die and reading sight words with your teacher, friends, or family members.

Write or type the sight words THREE times on the template.

warm

## SIGHT WORDS

THIRD GRADE (LIST 2)

Click PLAY to roll the die on the next slide.  
Click PAUSE to stop it.

much

Take turns rolling the die and reading sight words with your teacher, friends, or family members.

Write or type the sight words THREE times on the template.

much

## SIGHT WORDS

THIRD GRADE (LIST 1)

Click PLAY to roll the die on the next slide.  
Click PAUSE to stop it.

small

Take turns rolling the die and reading sight words with your teacher, friends, or family members.

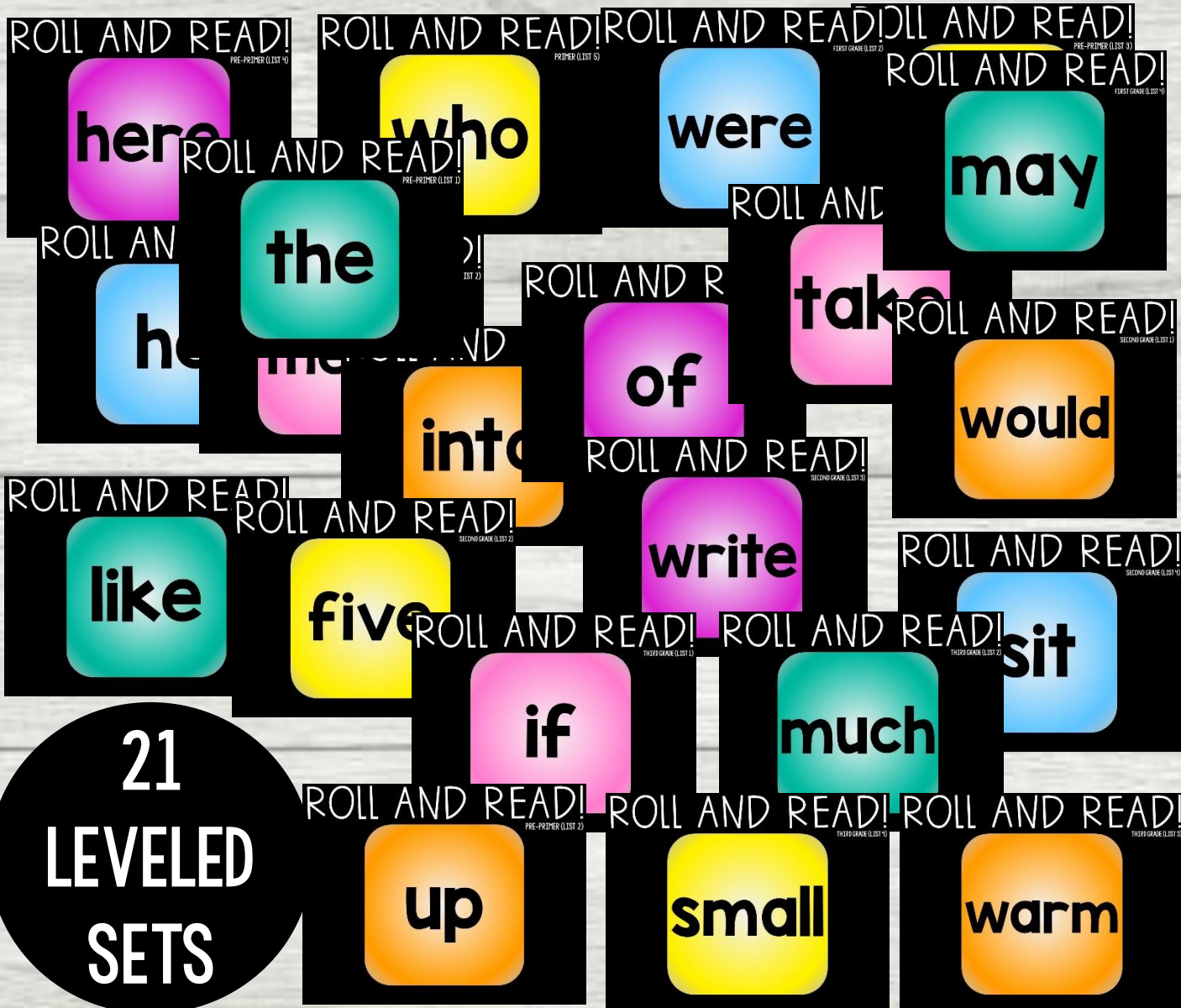
Write or type the sight words THREE times on the template.

small

21

LEVELED  
SETS

# PRE-K, K, 1ST, 2ND



21  
LEVELED  
SETS



# 220 DOLCH WORDS

