

storybook STEM



imagery

helping readers form pictures in their heads by using words that create a clear mental image.

Line

A **line** of a poem is one row of text.

personification

when objects or animals are given human qualities

Poetry

A way for writers to connect with their readers' thoughts and feelings.



Poetry sometimes has rhyme and rhythm (but not always!)



repetition

when words or phrases are used more than once



Paddle went in,
A fish jumped
Paddle went in,
The sun shone
Paddle went in,
Birds chirped



Shape poetry

Poems that are shaped like what they are written about

drizzly
wet, wet
down the window
Drop, drop, drop
Grab your umbrella
Thunder and lightning
Watching out the window
Won't it stop yet?
I want to play
Drop, drop
wet!



made danced
rough down
g cars to the
as it went



Created by Brooke Brown and Katie King

A WHOLE week of Poetry INSTRUCTION!

repetition

when words or phrases are used more than once



the hot dog
went **sizzle**,
sizzle, sizzle
in the
steaming pan

Paddle went in,
A fish jumped
Paddle went in,
The sun shone
Paddle went in,
Birds chirped



Shape poetry

Poems that are shaped like what they are written about



drippy
Wet, wet
Down the window
Drop, drop, drop
Grab your umbrella
Thunder and lightning
Watching out the window
Won't it stop yet?
I want to play
Drop, drop
wet



imagery Lesson plans

MONDAY:

Introduce or review poetry with anchor charts on pg. 2 and 3.

Show students the poem "Flannel." I would suggest writing these poems out on anchor chart paper.

Let students write the name of the poem and their initial reaction to the poem in their poetry books. After discussing imagery students should fill in the rest of the page.




imagery Lesson plans

MONDAY:

Show students the imagery poster and discuss. Let them write in their poetry books about imagery and what it means.

Other poems from the book to use for imagery are "Sleeping Outside" and "Anchored".

Optional Student activity: Have students write about which of their senses the poem appealed to.




Repetition Lesson plans

TUESDAY:

Show students the poem "The Best Paths." I would suggest writing these poems out on anchor chart paper.

Let students write the name of the poem and their initial reaction to the poem in their poetry books. After discussing repetition students should fill in the rest of the page.



personification

when objects or animals are given human qualities



The tornado **danced**
through town
tossing cars to the
side as it went

The lion **called**
me over to his
cage with his
loud roar.



imagery

helping readers form pictures in their heads by appealing to the 5 senses

As she walked
through the park,
she stopped to
sniff the bright
yellow petals



Sipping on
bubbly
lemonade,
So **cold** on his
tongue

SHAPE Poetry Lesson plans

THURSDAY:

Show students the poem "Tent." I would suggest writing these poems out on anchor chart paper.

Let students write the name of the poem and their initial reaction to the poem in their poetry books. After discussing shape poetry students should fill in the rest of the page.



SHAPE Poetry Lesson plans

THURSDAY:

Show students the repetition poster and discuss. Let them write in their poetry books about repetition and what it means.

Another poem from the book to use for an example of shape poetry is "Eavesdropping".

Optional Student activity: Have students create their own shape poem (I am not providing a template).



Repetition Lesson plans

TUESDAY:

Show students the repetition poster and discuss. Let them write in their poetry books about repetition and what it means.

Another poem from the book to look at for an example of repetition is "By Myself".

Optional Student activity: Have students write about repetition in music and the refrain in their favorite song.



Line

A **line** of a poem is one row of text.
* It is NOT necessarily a complete thought like a sentence.



stanza

A **stanza** is a group of lines like a paragraph.

Poetry

A WAY FOR WRITERS TO CONNECT WITH THEIR READERS' THOUGHTS AND FEELINGS.



POETRY
SOMETIMES HAS
RHYME AND
RHYTHM
(BUT NOT ALWAYS!)

PERSONIFICATION Lesson plans

WEDNESDAY:

Show students the poem "River Messages." I would suggest writing these poems out on anchor chart paper.

Let students write the name of the poem and their initial reaction to the poem in their poetry books. After discussing personification students should fill in the rest of the page.



PERSONIFICATION Lesson plans

WEDNESDAY:

Show students the repetition poster and discuss. Let them write in their poetry books about personification and what it means.


Another from the book to look at for an example of personification is "Cave".



Student Poem Lesson plans

FRIDAY:

Go over the poetry posters and have students look back through their booklets. Tell students that they are going to be writing their own on poems using at least one poetic device. Make sure to display poems and/or give students a chance to read them out loud. Poetry deserves to be celebrated, as do your writers!



A Simple, Engaging **STEM** Challenge!

TABLETOP



TENT

Tabletop Tent

Toasting Marshmallows

of Tents

Why Tents are useful

ts Need



Tabletop Tent

Toasting Marshmallows

Name: _____



STEM CHALLENGE

Can you create two different tabletop tents that will hold a toy animal?

Why are tents useful?

Toasting Marshmallows

Camping Poems

by Kristine O'Connell George
Illustrated by Kate Kiesler



Shelter

a dwelling or home designed for protection

waterproof

unable to be penetrated by water



triangular prism

a solid object which has two triangular bases

