





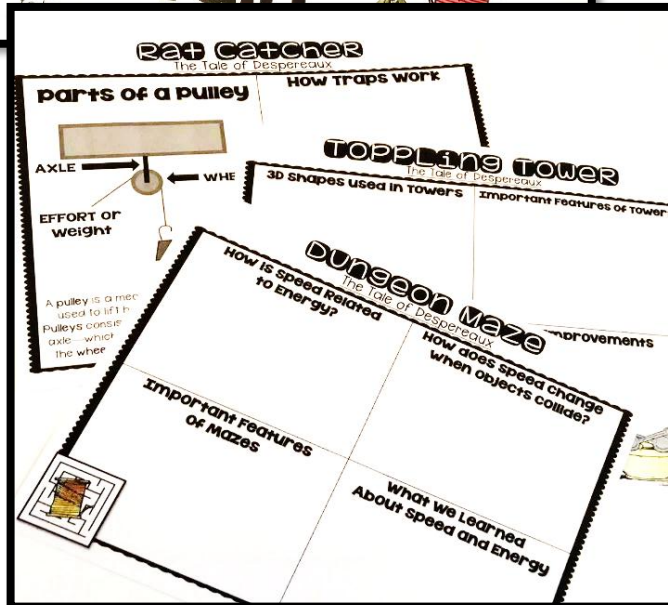


# THE TALE OF DESPEREAUX



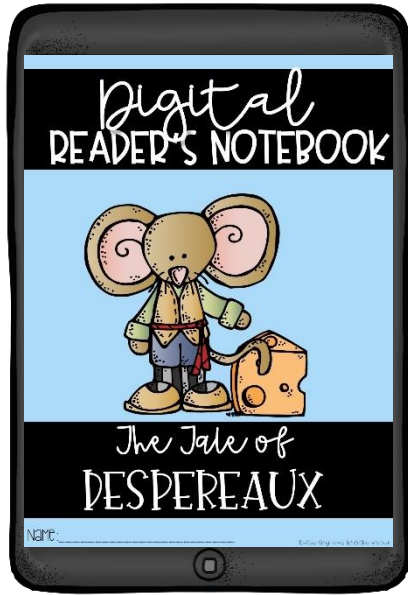
CREATED BY BROOKE BROWN AND KATIE KING

# 3 Simple STEM Challenges

KEY VOCABULARY, TEACHER ANCHOR CHARTS, & STUDENT BOOKLETS



# Engaging ELA Lessons



## Chapter 30: To the Dungeon



### Word WIZARD

inability (n): the state of not being able to do something

illustrate:

Sentence:

WHAT DO YOU THINK?



...trails of Mig's does  
...al to us?

Why is it hard to find a job for  
Mig?

### Chapter 13: Perfidy Unlimited



WHAT DO YOU THINK?

Why is it hard to find a job for  
Mig?

Text Evidence



## Text Evidence

Does Mig enter the dungeon? Is she scared?



# ELA Google Slides Notebook

Name: \_\_\_\_\_

## Describing CHARACTERS

Draw a picture of the character you will be describing. Write three character traits in the stars that describe your character.



Name: \_\_\_\_\_

## MAKE Connections!

Draw about the text and your connection inside the book.


Name: \_\_\_\_\_

## Read MAKE CO

Name: \_\_\_\_\_

## How I felt?

Draw a scene from the book and write about your mood when reading this chapter.



Name: \_\_\_\_\_

## Character Change

Directions: Books can be like a journey. Think about how a character changes the book. You can also discuss the events that caused them to change.

### BEGINNING



Name: \_\_\_\_\_

## Analyzing Character

Directions: Books can be like a journey. Think about how a character changes the book. You can also discuss the events that caused them to change.

Name: \_\_\_\_\_

## Chapter SUMMARY

Directions: Write a summary that includes important details of the chapter that you just read.

Name: \_\_\_\_\_

## Problem & Solution


Directions: Draw the character. Write about his problem and how he solves his problem.

PROBLEM

SOLUTION




# Digital READER'S NOTEBOOK



## The Tale of DESPEREAUX

Name: \_\_\_\_\_



MY INFERENCE:

Name: \_\_\_\_\_

## SUMMARY

Directions: Write a summary divided into the beginning, middle, and end.

Beginning:

Middle:

End:

Name: \_\_\_\_\_

## THE LESSON

Draw about the lesson in the heart and write about it below.

