



LOW PREP!

"Gobbletastic"
Thanksgiving
Literacy Centers
for 2nd and 3rd Grade

Created by
Brooke Brown

CONTENTS

Pages 3-4: Suggestions for Organization and Management, Center Descriptions

Page 5: Student Center Chart

Pages 6-18: Colored Center Headers (Instructions) followed by black-lined Student Templates for each

Page 19: Credits

Suggestions for Organization and Management

*Print colored center headers on cardstock and/or laminate for durability. Attach headers with instructions to the front of large grocery bags or fall-themed gifts sacks. They will also fit perfectly inside a library sized pocket chart as used in my Literacy Centers Made Easy! packages. Dollar Tree and Walmart both have lots of cute options for sacks.

*Print and make copies of enough student templates for each child for each of the six centers (some are half sheets), and put the copies inside the matching treat bags or buckets. You will probably want to copy extras for students who complete centers twice. Place the bags in an easily accessible area of your classroom.

*Students will need a pocket folder or file folder to hold center work that is either completed or in progress. Their tracking chart (page 5) needs to be stapled inside. Also, place a ziplock baggie inside each folder to hold the vocabulary cards.

*Review center instructions and expectations as a class that include the following:

-Students may complete centers in any order they choose, which keeps their interest levels high, but they must completely finish a center before beginning a new one. Also, they must complete their whole list "once" before beginning the "twice" column.

-On their tracking chart, they need to mark an X with a pencil in the matching box when beginning a center, then color it in with a crayon when it is complete.

-I would suggest that for optimal work quality, no more than 2-3 centers should be completed each day.

*Since there are many possible center options, this center management system will easily last for 2-3 full weeks during regularly scheduled center time. Perfect for those hectic weeks leading up to Thanksgiving!

Center Descriptions

1. Sailing into Spelling	Students use weekly spelling lists and choose two activities to complete on separate notebook paper. They color in the Mayflower ships for the activities they choose.
2. November Notes	Students write a friendly note to one of four Thanksgiving characters.
3. Top Thankful Things	Students make a "Top Ten" list based on one of four topics, then draw pictures of five items on the back.
4. Raking Up Story Leaves	Students complete a fiction or non-fiction story organizer for an assigned book OR book of their choosing. Fall or Thanksgiving themed books are perfect!
5. Let's Talk Turkey!	Students choose 4 of the provided vocabulary words, then use a dictionary to complete 4 vocabulary trading cards.
6. Looking for Leftovers	Students use fall or Thanksgiving themed classroom or library books to search for a type of word, then write sentences for each.



"Gobbletastic"



Thanksgiving Literacy Centers

NAME: _____

CENTER


Once Twice

1. Sailing into Spelling		
2. November Notes		
3. Top Thankful Things		
4. Raking Up Story Leaves		
5. Let's Talk Turkey!		
6. Looking for Leftovers		

Teacher Comments: _____



"Gobbletastic"



Thanksgiving Literacy Centers

NAME: _____

CENTER

Once Twice

1. Sailing into Spelling		
2. November Notes		
3. Top Thankful Things		
4. Raking Up Story Leaves		
5. Let's Talk Turkey!		
6. Looking for Leftovers		

Teacher Comments: _____

Sailing into Spelling


Complete any TWO spelling activities
based on your weekly list.
Color in the Mayflower ships
that you choose.



Sailing into Spelling

Name: _____

Choose any TWO spelling activities to complete on notebook paper. Color in the Mayflower ships for the activities you chose.




Color Code:
vowels =
orange
consonants =
brown



Fancy
Letters



ABC
Order




Words in a
Sentence



Sailing into Spelling

Name: _____

Choose any TWO spelling activities to complete on notebook paper. Color in the Mayflower ships for the activities you chose.



Color Code:
vowels =
orange
consonants =
brown



Fancy
Letters



ABC
Order



Words in a
Sentence



November Notes

Write a friendly note to one of the
Thanksgiving characters below.



Pilgrim	Native American
Squanto	turkey




Date


Dear _____,

Top Thankful Things

Choose a topic below and make a "Top Ten" list.

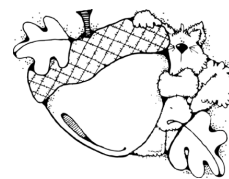


things I'm thankful for	Thanksgiving foods
things to do in fall	things to do on Thanksgiving Day



Top Thankful Things

Name: _____



Top Ten _____

1 _____

6 _____

2 _____

7 _____

3 _____

8 _____


4 _____

9 _____

5 _____

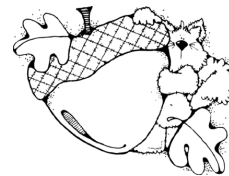
10 _____

On the back of your paper. draw and color pictures of 5 items on your list.



Top Thankful Things

Name: _____



Top Ten _____

1 _____

6 _____

2 _____

7 _____

3 _____

8 _____

4 _____

9 _____

5 _____

10 _____


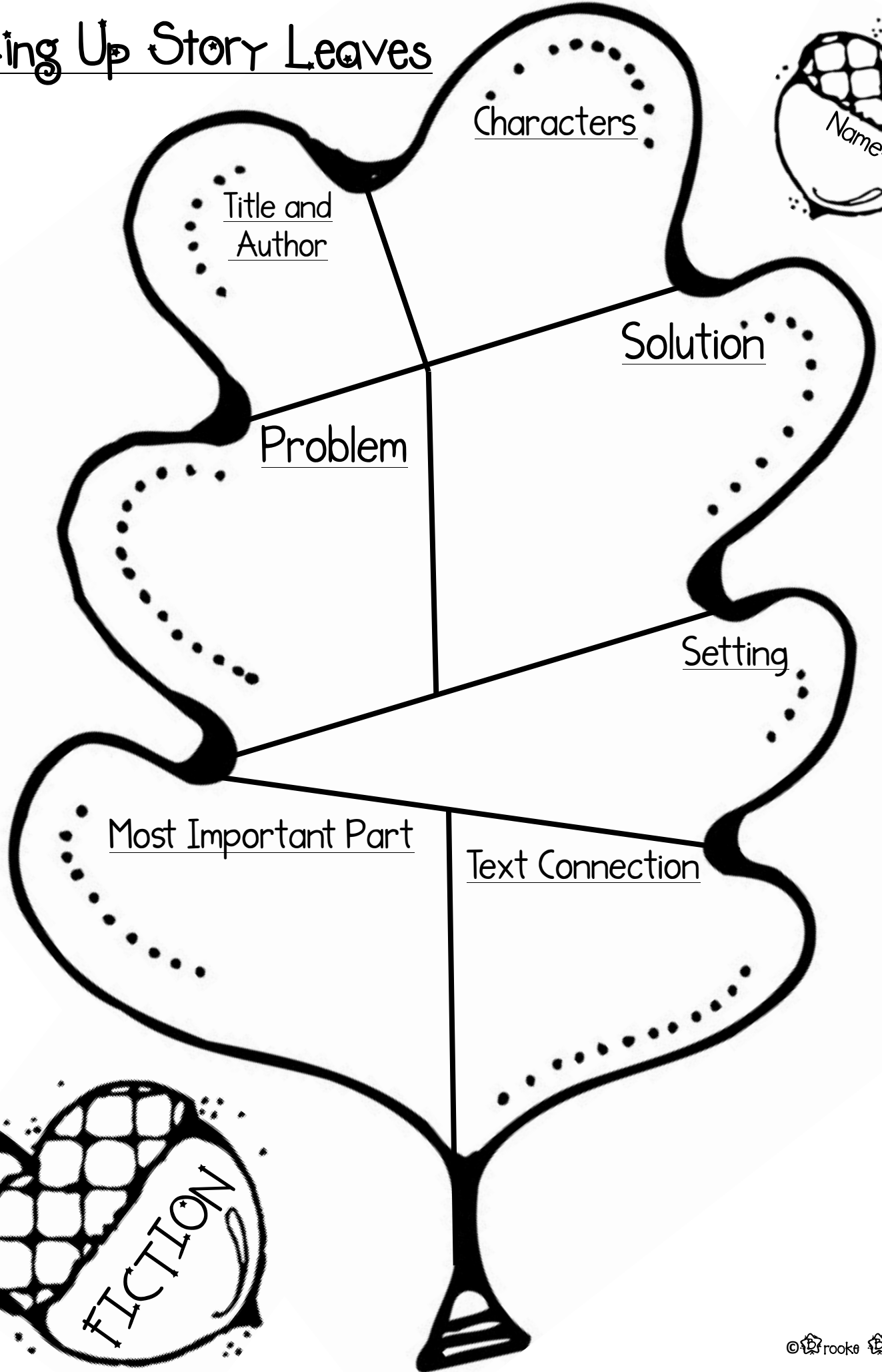
On the back of your paper. draw and color pictures of 5 items on your list.

Raking Up Story Leaves

Choose any fiction or nonfiction
book and complete a story leaf
based on that book.



Raking Up Story Leaves



Raking Up Story Leaves

Title and
Author



Main Topic

What I Already Know

Questions

Fun Facts

Text Features


Vocabulary Words




Let's Talk Turkey!

Choose any 4 words below to
make vocabulary trading cards.

banquet	voyage	gratitude
harvest	tradition	cornucopia
celebrate	recipe	grace
journey	settler	carve



Word



Definition

Sentence




Word

Definition

Sentence



Word



Definition

Sentence




Word

Definition

Sentence

Looking for Leftovers

Choose any Thanksgiving book. Search for ONE of the following types of words inside the book to record on your sheet.




-ing words

compound words


adjectives

contractions




Looking for Leftovers

Name: _____



I'm searching for _____.

- | | |
|---------|----------|
| 1 _____ | 6 _____ |
| 2 _____ | 7 _____ |
| 3 _____ | 8 _____ |
| 4 _____ | 9 _____ |
| 5 _____ | 10 _____ |



Choose 5 of your words to use in sentences.

- 1 _____
- 2 _____
- 3 _____
- 4 _____
- 5 _____

Credits

Created by Brooke Brown

Happy Thanksgiving and
THANK YOU
for your purchase!

Graphics &/or fonts copyright
Dianne J Hook. www.djinkers.com.
License # 0824203228

[http://
www.teacherspayteachers.com/
Store/Ink-N-Little-Things](http://www.teacherspayteachers.com/Store/Ink-N-Little-Things)



<http://teachingsuperpower.blogspot.com/>
<http://www.teacherspayteachers.com/Store/Teachingsuperpower>



[http://
www.teacherspayteachers.com/
Store/Surfin-Through-Second](http://www.teacherspayteachers.com/Store/Surfin-Through-Second)