MAKER MATH TOOLKITS

free sample

CREATED BY BROOKE BROWN

CLICK BELOW

to see the whole pack!

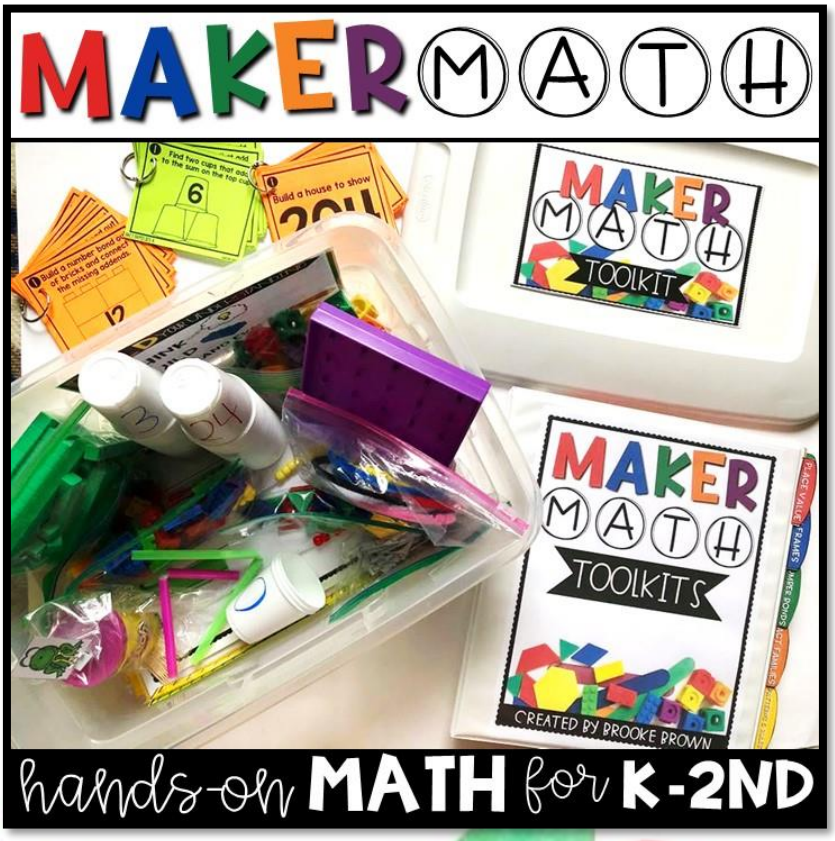

HOW TO USE

IMPORTANT NOTE: Before printing, please make sure that your printer settings are set to "Actual Size" under Preferences.

Maker Math toolkits provide your early childhood students with simple, hands-on applications of key mathematics skills. These kits are ideal for centers, small group instruction, and interventions as students build and apply major math concepts. Differentiated options for teacher prompts are provided (LEVELS A and B) to cater to your students' individual math levels for each specific skill. The provided leveled task cards are designed for use in Math Centers, small group math rotations, or independent practice. The routines appeal to visual, auditory, and kinesthetic learners because students are provided a visual, yet concrete way to "build" and apply major math concepts. They can apply their understanding by solving problems on the provided graphic organizers for each skill. The graphic organizers can either be copied or placed inside reusable page protectors for students to write and wipe responses.

I recommend that you create enough Maker Math toolkits for as many students that are in your guided math groups and/or math centers at one time. Suggested supplies for each skill are listed on Page 7.

SUGGESTED ROUTINES FOR MAKER MATH:

1) Teacher introduces and models focus skill.
2) Teacher uses provided leveled prompts as students build structures during small group instruction. Instructional cards with photos are provided to guide students.
3) Students build their structures while explaining and solving math concepts with the group.
4) Students complete graphic organizer with teacher guidance.
5) Students continue practicing with task cards and recording sheets in centers or independent work time.

©Brooke Brown

COMPONENTS

Leveled Teacher Prompts for Small Group or Whole Group Instruction

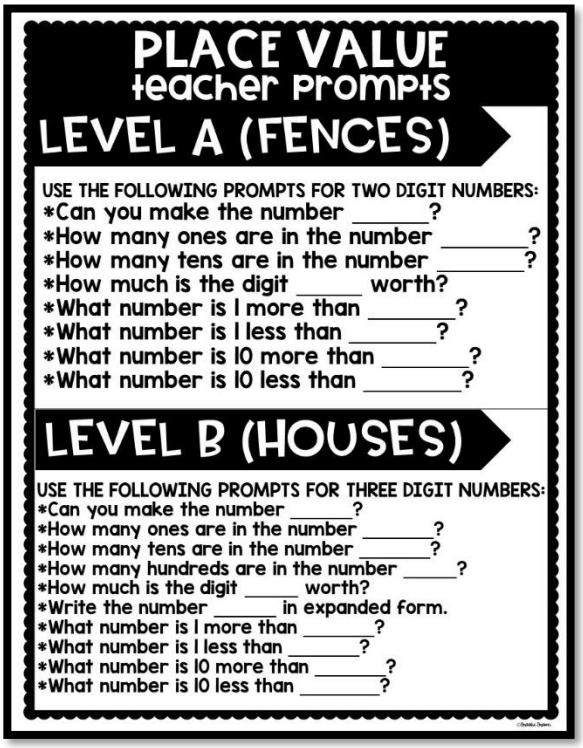

PLACE VALUE
teacher prompts

LEVEL A (FENCES)

USE THE FOLLOWING PROMPTS FOR TWO DIGIT NUMBERS:
*Can you make the number _____?
*How many ones are in the number _____?
*How many tens are in the number _____?
*How much is the digit _____ worth?
*What number is 1 more than _____?
*What number is 1 less than _____?
*What number is 10 more than _____?
*What number is 10 less than _____?

LEVEL B (HOUSES)

USE THE FOLLOWING PROMPTS FOR THREE DIGIT NUMBERS:
*Can you make the number _____?
*How many ones are in the number _____?
*How many tens are in the number _____?
*How many hundreds are in the number _____?
*How much is the digit _____ worth?
*Write the number _____ in expanded form.
*What number is 1 more than _____?
*What number is 1 less than _____?
*What number is 10 more than _____?
*What number is 10 less than _____?

Leveled Photo Instructions for Small Groups or Centers

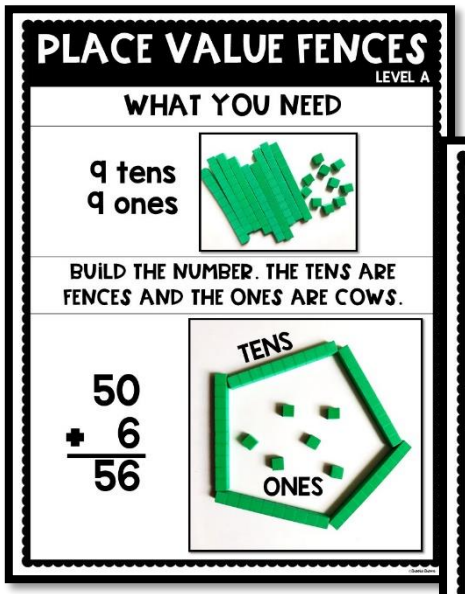

PLACE VALUE FENCES
LEVEL A

WHAT YOU NEED

9 tens
9 ones

BUILD THE NUMBER. THE TENS ARE FENCES AND THE ONES ARE COWS.

50
+ 6
56

TENS
ONES

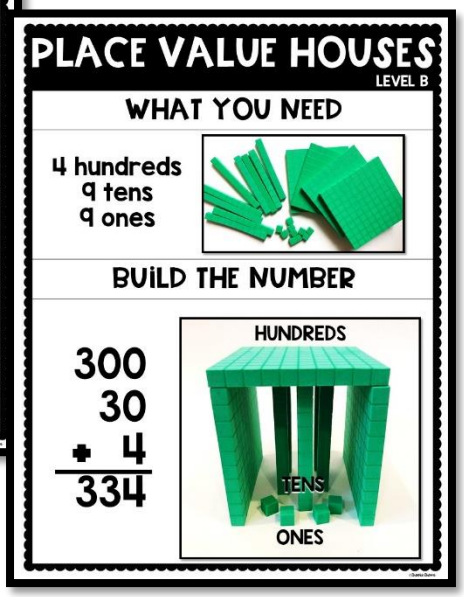

PLACE VALUE HOUSES
LEVEL B

WHAT YOU NEED

4 hundreds
9 tens
9 ones

BUILD THE NUMBER

300
30
+ 4
334

HUNDREDS
TENS
ONES

Graphic Organizers for Small group or Whole Group Instruction (Put inside page protectors or dry erase sleeves and use with Teacher Prompts.)



Leveled Task Cards for Centers with Recording Sheets & Answer Keys

©Brooke Brown

PLACE VALUE
teacher prompts

LEVEL A (FENCES)

USE THE FOLLOWING PROMPTS FOR TWO DIGIT NUMBERS:

*Can you make the number _____?
*How many ones are in the number _____?
*How many tens are in the number _____?
*How much is the digit _____ worth?
*What number is 1 more than _____?
*What number is 1 less than _____?
*What number is 10 more than _____?
*What number is 10 less than _____?

LEVEL B (HOUSES)

USE THE FOLLOWING PROMPTS FOR THREE DIGIT NUMBERS:

*Can you make the number _____?
*How many ones are in the number _____?
*How many tens are in the number _____?
*How many hundreds are in the number _____?
*How much is the digit _____ worth?
*Write the number _____ in expanded form.
*What number is 1 more than _____?
*What number is 1 less than _____?
*What number is 10 more than _____?
*What number is 10 less than _____?

©Brooke Brown

PLACE VALUE FENCES

LEVEL A

WHAT YOU NEED

9 tens
9 ones



BUILD THE NUMBER. THE TENS ARE FENCES AND THE ONES ARE COWS.

$$\begin{array}{r} 50 \\ +\ \ 6 \\ \hline 56 \end{array}$$



©Brooke Brown

PLACE VALUE FENCES

LEVEL A

Draw your place value fence:

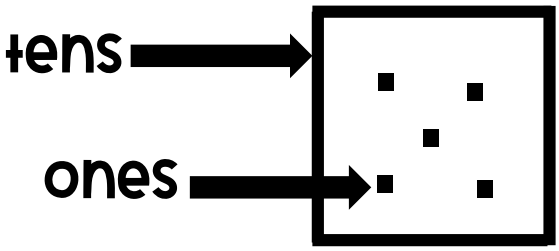

My Place Value Fence

_____ + _____ = _____

tens ones total

©Brooke Brown

PLACE VALUE FENCES

LEVEL A

Draw your place value fences:

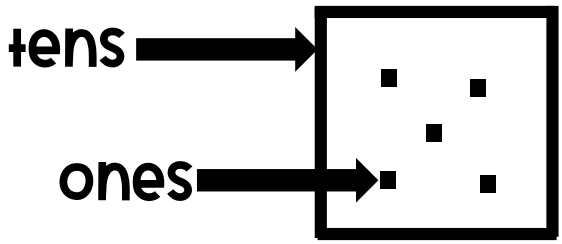

_____ + _____ = _____

_____ + _____ = _____

_____ + _____ = _____

_____ + _____ = _____

©Brooke Brown

1

Build a fence to show

27

PLACE VALUE A

©BROOKE BROWN

2

Build a fence to show

41

PLACE VALUE A

©BROOKE BROWN

3

Build a fence to show

83

PLACE VALUE A

©BROOKE BROWN

4

Build a fence to show

39

PLACE VALUE A

©BROOKE BROWN

5

Build a fence to show

55

PLACE VALUE A

©BROOKE BROWN

6

Build a fence to show

60

PLACE VALUE A

©BROOKE BROWN

❼

Build a fence to show

93

PLACE VALUE A

©BROOKE BROWN

❽

Build a fence to show

15

PLACE VALUE A

©BROOKE BROWN

❾

Build a fence to show

28

PLACE VALUE A

©BROOKE BROWN

❶❿

Build a fence to show

76

PLACE VALUE A

©BROOKE BROWN

❶❶

Build a fence to show

81

PLACE VALUE A

©BROOKE BROWN

❶❷

Build a fence to show

64

PLACE VALUE A

©BROOKE BROWN

PLACE VALUE FENCES

TASK CARD RECORDING SHEET: LEVEL A

Draw your place value fences:

tens

ones

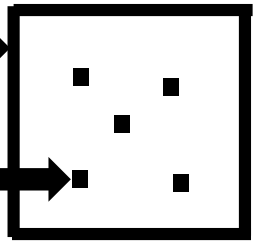

NAME: _____

1 _____ + _____ = _____	2 _____ + _____ = _____	3 _____ + _____ = _____
4 _____ + _____ = _____	5 _____ + _____ = _____	6 _____ + _____ = _____
7 _____ + _____ = _____	8 _____ + _____ = _____	9 _____ + _____ = _____
10 _____ + _____ = _____	11 _____ + _____ = _____	12 _____ + _____ = _____

©Brooke Brown

PLACE VALUE FENCES

TASK CARD ANSWER KEY: LEVEL A

Draw your place value fences:

tens

ones

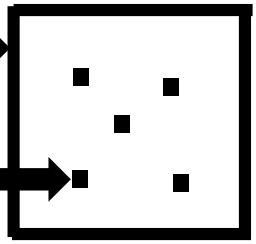

NAME: _____

STRUCTURES & DRAWINGS WILL VARY

1



20 + 7 = 27

2



40 + 1 = 41

3



80 + 3 = 83

4



30 + 9 = 39

5



50 + 5 = 55

6



60 + 0 = 60

7



90 + 3 = 93

8



10 + 5 = 15

9



20 + 8 = 28

10

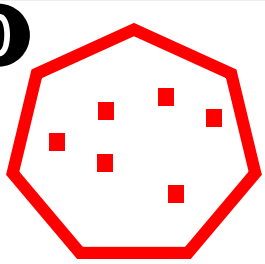

70 + 6 = 76

11



80 + 1 = 81

12



60 + 4 = 64

©Brooke Brown

PLACE VALUE HOUSES

LEVEL B

WHAT YOU NEED

4 hundreds
9 tens
9 ones



BUILD THE NUMBER

$$\begin{array}{r} 300 \\ 30 \\ +\ \ 4 \\ \hline 334 \end{array}$$



©Brooke Brown

PLACE VALUE HOUSES

LEVEL B

Draw your place value house:

hundreds →

tens →

ones →

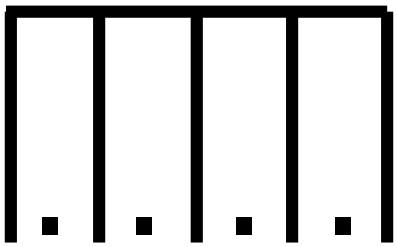

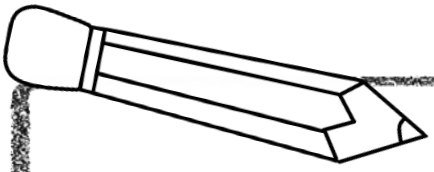

My Place Value House

_____ + _____ + _____ = _____

hundreds tens ones total

©Brooke Brown

PLACE VALUE HOUSES

LEVEL B

Draw your place value house:

hundreds →

tens →

ones →

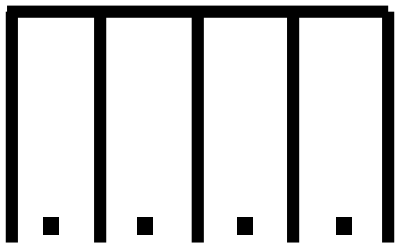

_____ + _____ + _____ = _____

_____ + _____ + _____ = _____

_____ + _____ + _____ = _____

_____ + _____ + _____ = _____

©Brooke Brown

1

Build a house to show

204

PLACE VALUE B

©BROOKE BROWN

2

Build a house to show

195

PLACE VALUE B

©BROOKE BROWN

3

Build a house to show

318

PLACE VALUE B

©BROOKE BROWN

4

Build a house to show

467

PLACE VALUE B

©BROOKE BROWN

5

Build a house to show

173

PLACE VALUE B

©BROOKE BROWN

6

Build a house to show

342

PLACE VALUE B

©BROOKE BROWN

7

Build a house to show

119

PLACE VALUE B

©BROOKE BROWN

8

Build a house to show

538

PLACE VALUE B

©BROOKE BROWN

9

Build a house to show

284

PLACE VALUE B

©BROOKE BROWN

10

Build a house to show

333

PLACE VALUE B

©BROOKE BROWN

11

Build a house to show

406

PLACE VALUE B

©BROOKE BROWN

12

Build a house to show

197

PLACE VALUE B

©BROOKE BROWN

PLACE VALUE HOUSES

TASK CARD RECORDING SHEET: LEVEL B

Draw your place value houses:

hundreds →
tens →
ones →

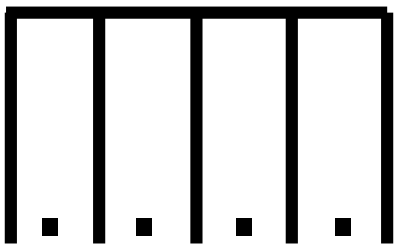

NAME: _____

1 ___ + ___ + ___ = ___	2 ___ + ___ + ___ = ___	3 ___ + ___ + ___ = ___
4 ___ + ___ + ___ = ___	5 ___ + ___ + ___ = ___	6 ___ + ___ + ___ = ___
7 ___ + ___ + ___ = ___	8 ___ + ___ + ___ = ___	9 ___ + ___ + ___ = ___
10 ___ + ___ + ___ = ___	11 ___ + ___ + ___ = ___	12 ___ + ___ + ___ = ___

©Brooke Brown

PLACE VALUE HOUSES

TASK CARD ANSWER KEY: LEVEL B

STRUCTURES & DRAWINGS WILL VARY

NAME: _____

Draw your place value houses:

hundreds →
tens →
ones →

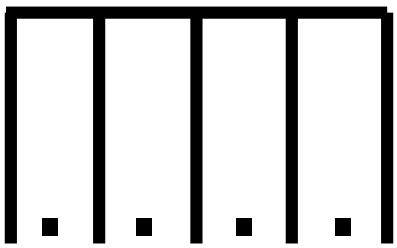

1 200 + 0 + 4 = 204	2 100 + 90 + 5 = 195	3 300 + 10 + 8 = 318
4 400 + 60 + 7 = 467	5 100 + 70 + 3 = 173	6 300 + 40 + 2 = 342
7 100 + 10 + 9 = 119	8 500 + 30 + 8 = 538	9 200 + 80 + 4 = 284
10 300 + 30 + 3 = 333	11 400 + 0 + 6 = 406	12 100 + 90 + 7 = 197

©Brooke Brown

Credits

Thank you for your purchase!

Created by Brooke Brown

kimberly geswein fonts

Digital Mojo

a PERFECT blend COMMERCIAL FONT LICENSE

EDUCLIPS DESIGN Dream it. Wish it. Do it.

UtahRoots

WHIMSY CLIPS

Sprouting in Second

ZIP-A-DEE DOO-DAH Designs

teacherspayteachers.com/Store/Zip-a-dee-doo-dah-Designs

http://www.teacherspayteachers.com/Store/Zip-a-dee-doo-dah-Designs

a hughes DESIGN

Creative To The Core

Bundle Up!

i teach. WHAT'S YOUR SUPER POWER?