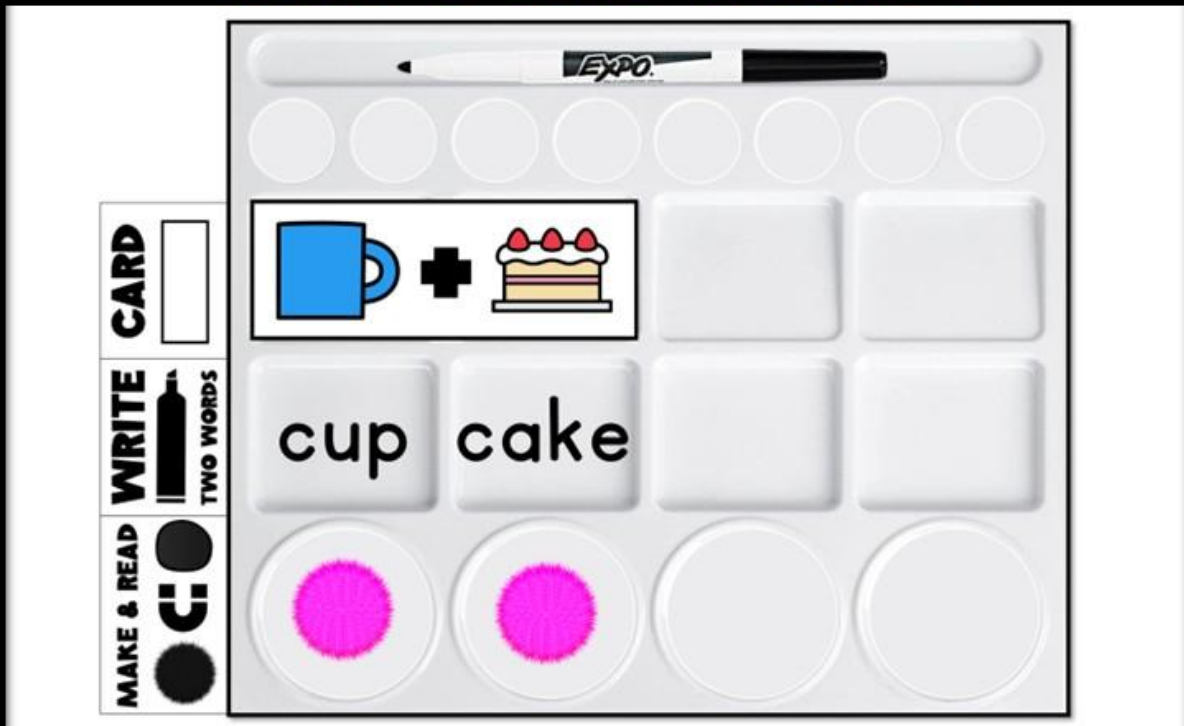



PAINT TRAY PHONICS

COMPOUND WORDS



CREATED BY BROOKE BROWN

CLICK HERE FOR
MORE PAINT
TRAY PHONICS!



PAINT TRAY PHONICS



CREATED BY BROOKE BROWN

CONTENTS

Page 3: How to Use/Materials Needed

Page 4: Components

Page 5: Set-up and Organization

Page 6: Routines

Pages 7-8: Paint Tray Labels

Page 9: Teacher/Student Instruction Card

Page 10: Task Card Covers

Pages 11-17: Set 1 Task Cards, Recording Sheets, and Answer Keys

Pages 18-24: Set 2 Task Cards, Recording Sheets, and Answer Keys

Pages 25-31: Set 3 Task Cards, Recording Sheets, and Answer Keys

Pages 32-34: Additional Recording Sheets

Page 35: Credits

HOW TO USE

Paint Tray Phonics is an ideal multisensory solution to take your literacy instruction to the next level! Aligned with the Science of Reading, this resource includes Compound Words task cards for students to make and write, with components that are easily differentiated among 1st-3rd Grade students.

WHEN TO USE


- Small Group Reading Instruction
- Literacy Centers
- Interventions
- Tutoring

MATERIALS NEEDED


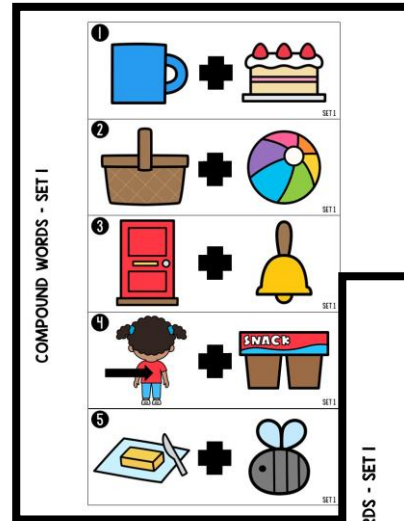
- 20-well Paint Trays (one per student or pair of students)
 - [CLICK HERE FOR AMAZON BASICS PAINT TRAYS](#)
 - [CLICK HERE FOR GENERIC PAINT TRAYS](#)
- Ultra fine-tip dry erase markers
- Material Choices for "Make" section:
 - Playdough
 - [Magnetic Wands and Chips](#)
 - Pom Pom Balls
 - Mini Erasers

COMPONENTS

TEACHING CHART


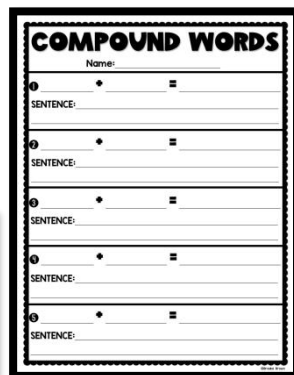
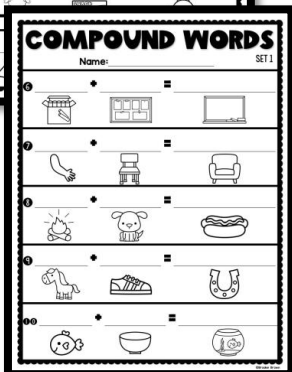
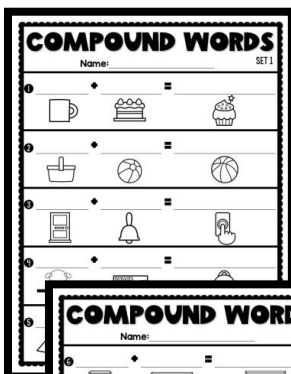


TASK CARDS



RECORDING SHEETS

(3 OPTIONS)



ANSWER KEYS

**CHECK YOUR
WORK!**

SET 1

- 1) cupcake
- 2) basketball
- 3) doorbell
- 4) backpack
- 5) butterfly
- 6) chalkboard
- 7) armchair
- 8) hotdog
- 9) horseshoe
- 10) fishbowl

SET-UP & ORGANIZATION

Tape prompt card to the side of the paint tray.
(2 sizes provided)



Task Cards on 1" book rings and stored in gallon-sized baggie (one set per student or pair of students)

Manipulatives in small baskets or bins




ROUTINES

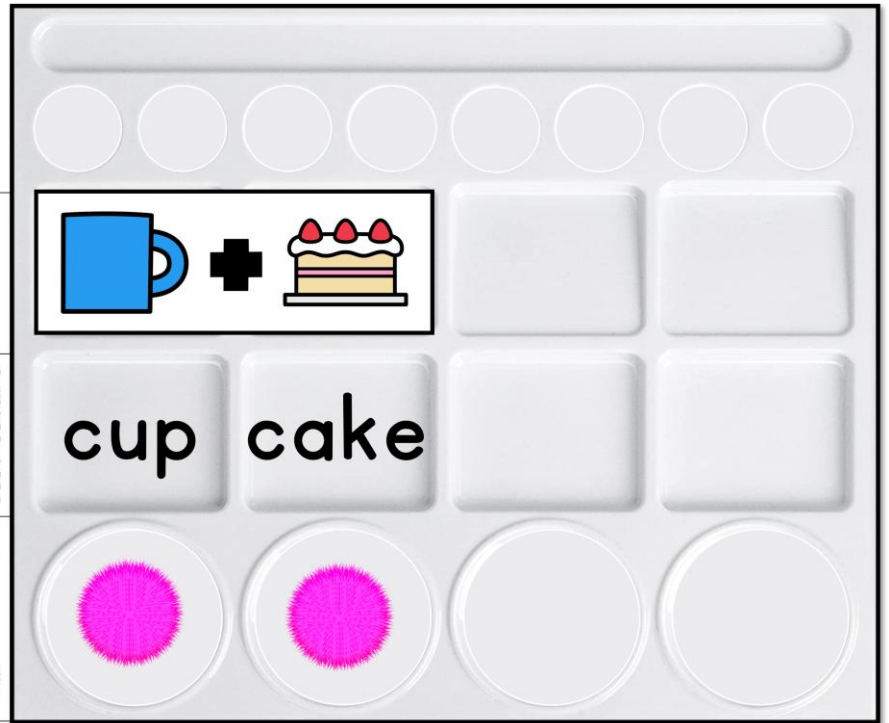
1) Students place the task card on their tray.



2) Students write the two words that make up the compound word to match the pictures.















3) Students read the compound word and place pom poms or mini erasers, squish playdough balls, or pick up magnetic chips with a wand as they read each word.















4) Students write the words, compound words, and sentences on a recording sheet.

OPTION 1

COMPOUND WORDS
Name: _____ SET 1

1	* =	  
2	* =	  
3	* =	  
4	* =	  

COMPOUND WORDS
Name: _____ SET 1

5	* =	  
6	* =	  
7	* =	  
8	* =	  

OPTION 2

COMPOUND WORDS
Name: _____

1	* =	SENTENCE: _____
2	* =	SENTENCE: _____
3	* =	SENTENCE: _____
4	* =	SENTENCE: _____
5	* =	SENTENCE: _____

OPTION 3

COMPOUND WORDS
Name: _____

1	* =	SENTENCE: _____
2	* =	SENTENCE: _____
3	* =	SENTENCE: _____
4	* =	SENTENCE: _____
5	* =	SENTENCE: _____




ANSWER KEY




CHECK YOUR WORK! SET 1

- 1) cupcake
- 2) basketball
- 3) doorbell
- 4) backpack
- 5) butterfly
- 6) chalkboard
- 7) armchair
- 8) hotdog
- 9) horseshoe
- 10) fishbowl

FOR AMAZON BASICS PAINT TRAYS (WITH MARKER HOLDER)




TAPE THESE CARDS TO THE LEFT SIDE OF THE TRAY TO REMIND STUDENTS OF PROCEDURES.




MAKE & READ 	WRITE  TWO WORDS	CARD 
©BROOKE BROWN		

MAKE & READ 	WRITE  TWO WORDS	CARD 
©BROOKE BROWN		

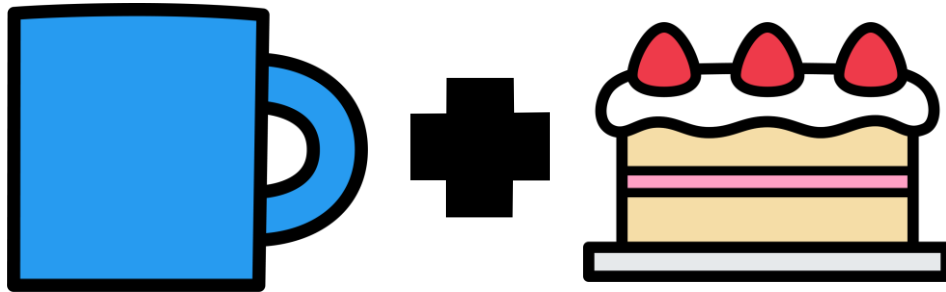
FOR GENERIC PAINT TRAYS (NO MARKER HOLDER)

TAPE THESE CARDS TO THE LEFT SIDE OF THE TRAY TO REMIND STUDENTS OF PROCEDURES.

MAKE & READ 	WRITE  TWO WORDS	CARD 
© BROOKE BROWN		

MAKE & READ 	WRITE  TWO WORDS	CARD 
© BROOKE BROWN		

COMPOUND WORDS



CARD




WRITE





TWO WORDS

MAKE & READ



cup

cake



COMPOUND WORDS - TASK CARD COVERS

**COMPOUND
WORDS**

SET ①

**COMPOUND
WORDS**

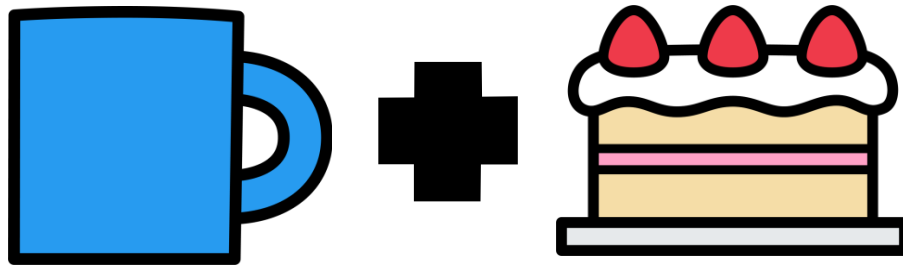
SET ②

**COMPOUND
WORDS**

SET ③

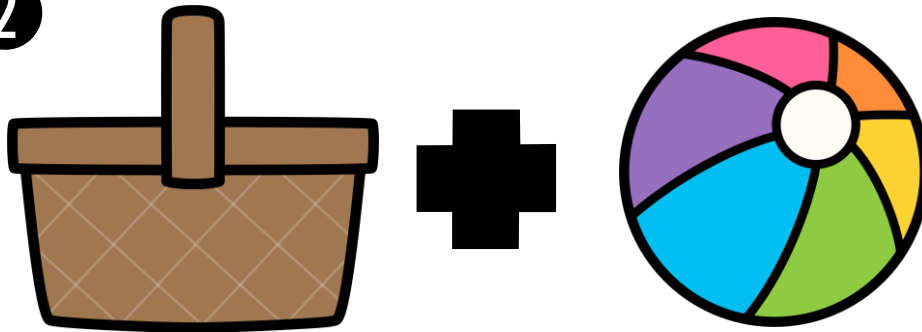
COMPOUND WORDS - SET 1

1



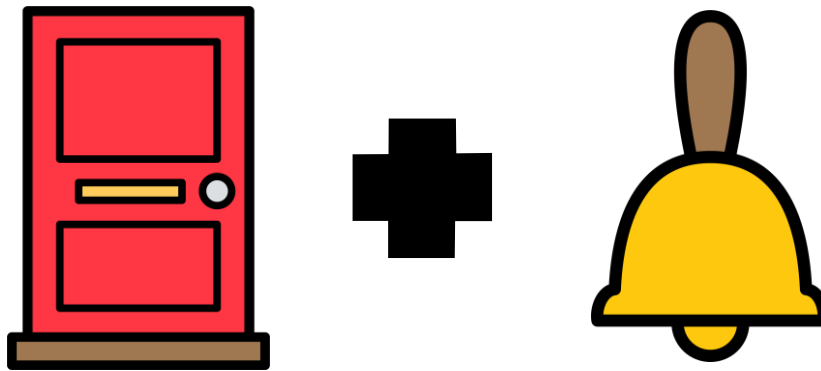
SET 1

2




SET 1

3



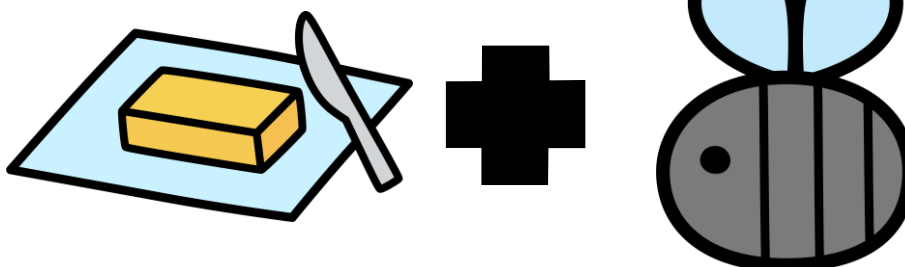
SET 1

4



SET 1

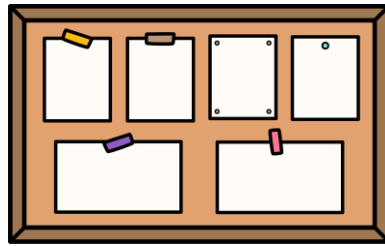
5



SET 1



COMPOUND WORDS - SET 1

6




SET 1

7





SET 1

8






SET 1

9



SET 1

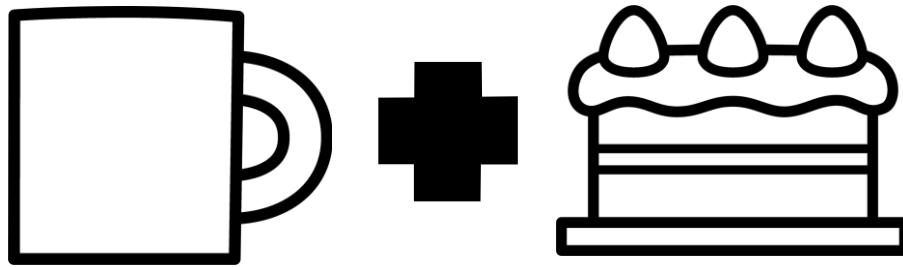
10



SET 1

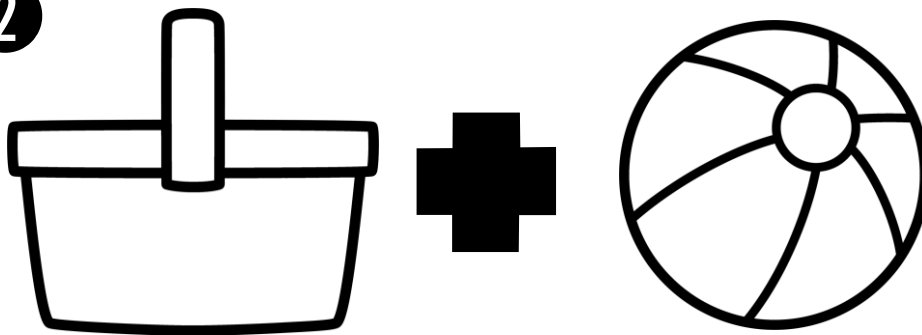
COMPOUND WORDS - SET 1

1



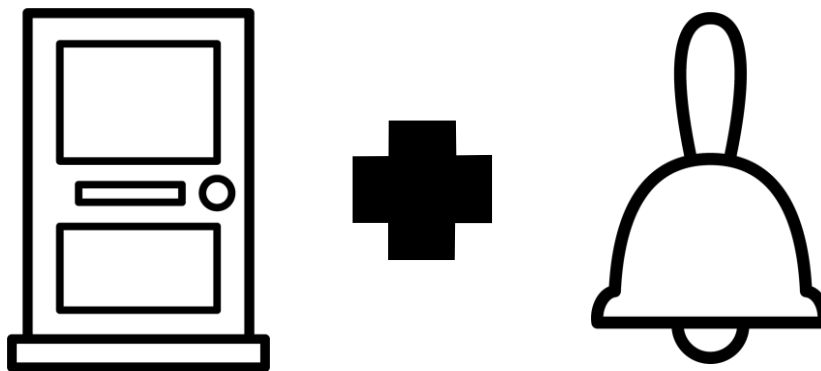
SET 1

2




SET 1

3



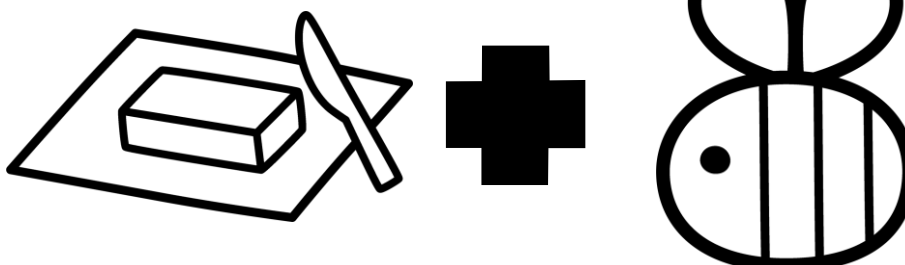
SET 1

4



SET 1

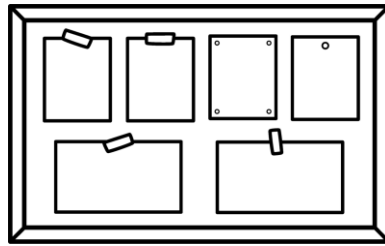

5



SET 1

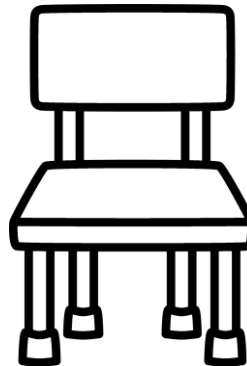

COMPOUND WORDS - SET 1

6





SET 1

7





SET 1

8




SET 1

9



SET 1

10






SET 1

COMPOUND WORDS

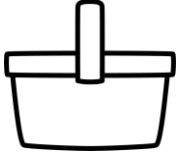
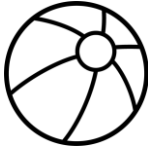

Name: _____

SET 1




1 _____ + _____ = _____



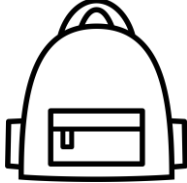
2 _____ + _____ = _____




3 _____ + _____ = _____

4 _____ + _____ = _____

5 _____ + _____ = _____

COMPOUND WORDS

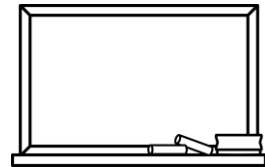
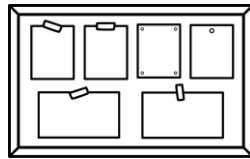
Name: _____

SET 1

6

+


=



7

+



=



8

+


=



9

+

=



10

+

=



**CHECK YOUR
WORK!**

SET 1

- 1) cupcake**
- 2) basketball**
- 3) doorbell**
- 4) backpack**
- 5) butterfly**
- 6) chalkboard**
- 7) armchair**
- 8) hotdog**
- 9) horseshoe**
- 10) fishbowl**


**CHECK YOUR
WORK!**

SET 1

- 1) cupcake**
- 2) basketball**
- 3) doorbell**
- 4) backpack**
- 5) butterfly**
- 6) chalkboard**
- 7) armchair**
- 8) hotdog**
- 9) horseshoe**
- 10) fishbowl**



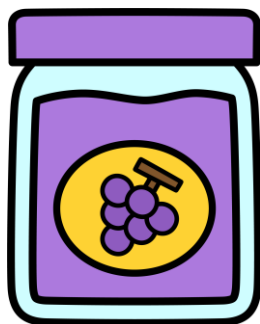
COMPOUND WORDS - SET 2

1





SET 2

2




SET 2

3




SET 2

4



SET 2


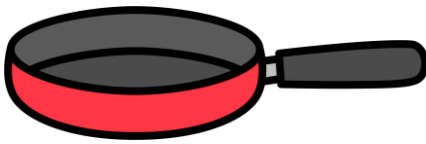
5



SET 2

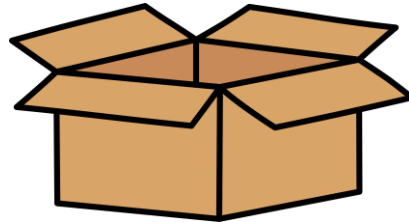
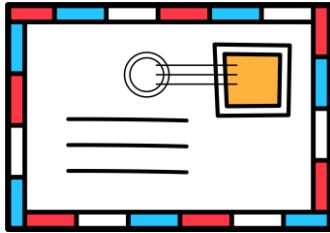
COMPOUND WORDS - SET 2

6




SET 2

7





SET 2

8





SET 2

9



SET 2


10



SET 2



COMPOUND WORDS - SET 2

1




SET 2

2



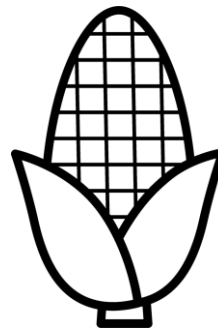

SET 2

3





SET 2

4



SET 2


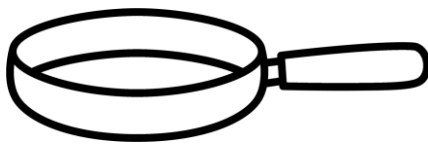
5



SET 2

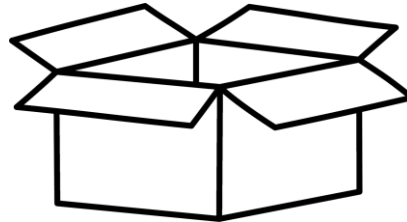
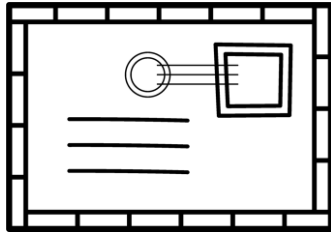
COMPOUND WORDS - SET 2

6



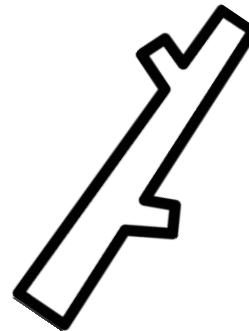

SET 2

7





SET 2

8





SET 2

9



SET 2

10






SET 2

COMPOUND WORDS




Name: _____

SET 2




1 + =




2 + =




3 + =

4 + =

5 + =

COMPOUND WORDS

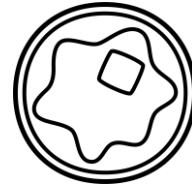
Name: _____

SET 2

6

+

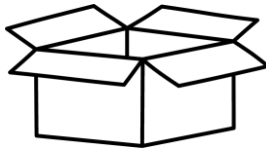
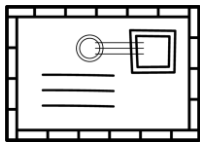
=



7

+

=



8

+


=



9

+


=



10

+

=



**CHECK YOUR
WORK!**

SET 2

- 1) earring
- 2) jellyfish
- 3) dragonfly
- 4) popcorn
- 5) rainbow
- 6) pancake
- 7) mailbox
- 8) lipstick
- 9) ladybug
- 10) sunflower



**CHECK YOUR
WORK!**

SET 2

- 1) earring
- 2) jellyfish
- 3) dragonfly
- 4) popcorn
- 5) rainbow
- 6) pancake
- 7) mailbox
- 8) lipstick
- 9) ladybug
- 10) sunflower


COMPOUND WORDS - SET 3

1



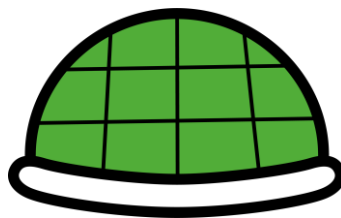


SET 3

2




SET 3

3



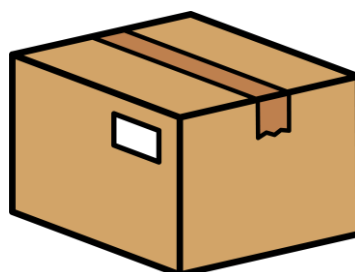

SET 3

4



SET 3


5



SET 3

COMPOUND WORDS - SET 3

6



SET 3

7






SET 3

8




SET 3

9



SET 3


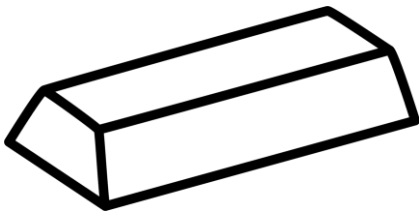
10



SET 3



COMPOUND WORDS - SET 3

1



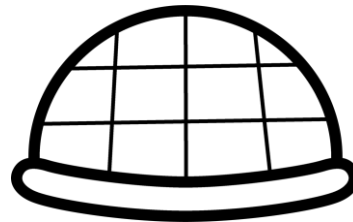
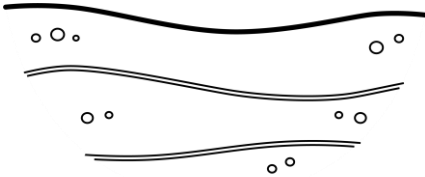
SET 3

2



SET 3

3



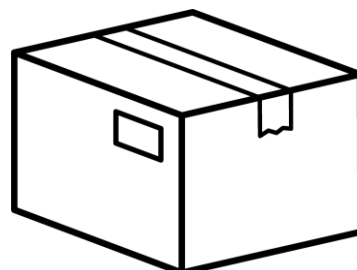

SET 3

4



SET 3



5



SET 3



COMPOUND WORDS - SET 3

6




SET 3

7






SET 3

8






SET 3

9



SET 3

10





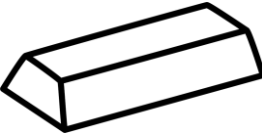
SET 3

COMPOUND WORDS


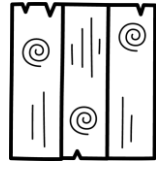

Name: _____

SET 3



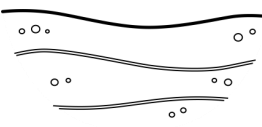
1 _____ + _____ = _____






2 _____ + _____ = _____



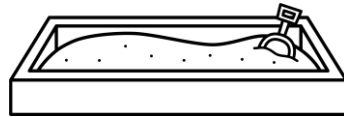
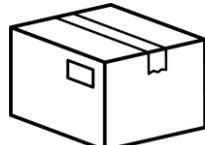

3 _____ + _____ = _____



4 _____ + _____ = _____



5 _____ + _____ = _____



COMPOUND WORDS

Name: _____

SET 3

6

+

=



7

+


=



8

+

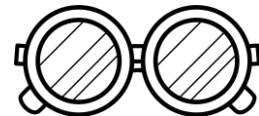

=



9

+

=



10

+

=



**CHECK YOUR
WORK!**

SET 3

- 1) goldfish
- 2) skateboard
- 3) seashell
- 4) raincoat
- 5) sandbox
- 6) pineapple
- 7) snowman
- 8) toothbrush
- 9) sunglasses
- 10) treehouse

**CHECK YOUR
WORK!**

SET 3

- 1) goldfish
- 2) skateboard
- 3) seashell
- 4) raincoat
- 5) sandbox
- 6) pineapple
- 7) snowman
- 8) toothbrush
- 9) sunglasses
- 10) treehouse

COMPOUND WORDS

Name: _____

1 + =

2 + =

3 + =

4 + =

5 + =

6 + =

7 + =

8 + =

9 + =

10 + =

COMPOUND WORDS

Name: _____

1 _____ + _____ = _____

SENTENCE: _____

2 _____ + _____ = _____

SENTENCE: _____

3 _____ + _____ = _____

SENTENCE: _____

4 _____ + _____ = _____

SENTENCE: _____

5 _____ + _____ = _____

SENTENCE: _____

COMPOUND WORDS

Name: _____

6 _____ + _____ = _____

SENTENCE: _____

7 _____ + _____ = _____

SENTENCE: _____

8 _____ + _____ = _____

SENTENCE: _____

9 _____ + _____ = _____

SENTENCE: _____

10 _____ + _____ = _____

SENTENCE: _____

TERMS OF USE AND CREDITS

Thank you for purchasing a resource created
by Brooke Brown of Teach Outside the Box LLC!

You May

- Use resources for your own personal use.
- Use resources for your own classroom and/or students
- Copy resources for use in your classroom by your students.
- Purchase unlimited additional licenses for others.
- Review resources for the purpose of recommendation, provided that you provide a link for resources to be purchased directly from Teach Outside the Box.

You May Not

- Give resources to others without first purchasing additional licenses.
- Copy resources for use by others without first purchasing additional licenses.
- Post resources (or any portion or modification thereof) on the internet or any website without first obtaining written consent from Brooke Brown.
- Copy or modify any part of this document to offer to others for free or for sale.

Credits

Thank you to the following artists for your amazing fonts, digital elements, and clip art that make my resources beautiful and functional!

