


# PAINT TRAY PHONICS

## INFLECTIONAL ENDINGS



CREATED BY BROOKE BROWN

CLICK HERE FOR  
MORE PAINT  
TRAY PHONICS!



# PAINT TRAY PHONICS



CREATED BY BROOKE BROWN

# CONTENTS

**Page 3: How to Use/Materials Needed**

**Page 4: Components**

**Page 5: Set-up and Organization**

**Page 6: Routines**

**Page 7: Inflectional Endings Cards**

**Pages 8-9: Task Card Set Covers**

**Pages 10-11: Inflectional Endings (Verbs) Paint Tray Labels**

**Page 12: Inflectional Endings Sentence Template**

**Pages 13-16: SET 1 - Regular Verbs**

**Pages 17-20: SET 2 - Verbs with Silent e**

**Pages 21-24: SET 3 - Verbs with -es Endings**

**Pages 25-28: SET 4 - Verbs with y to i Endings**

**Pages 29-32: SET 5 - Verbs with Double Consonants**

**Pages 33-34: Inflectional Endings Writing Extension**

**Pages 35-36: Plural Nouns Paint Tray Labels**

**Page 37: Plural Nouns Sentence Template**

**Pages 38-41: SET 6 - Regular Plural Nouns**

**Pages 42-45: SET 7 - Plural Nouns with -es**

**Pages 46-49: SET 8 - Plural Nouns with -ies (y to i)**

**Pages 50-53: SET 10 - Plural Nouns with f to v**

**Pages 54-55: Plural Nouns Writing Extension**

**Pages 56-57: Comparative & Superlative Adjectives Paint Tray Labels**

**Page 58: Comparative & Superlative Adjectives Sentence Template**

**Pages 59-62: SET 10 - Regular Comparative & Superlative Adjectives**

**Pages 63-66: SET 11 - Comparative & Superlative Adjectives with Silent e**

**Pages 67-70: SET 12 - Comparative & Superlative Adjectives with Double Consonants**

**Pages 71-74: SET 13 - Comparative & Superlative Adjectives with y to i**

**Pages 75-76: Comparative & Superlative Adjectives Writing Extension**

**Page 77: Credits**

# HOW TO USE

Paint Tray Phonics is an ideal multisensory solution to take your literacy instruction to the next level! Aligned with the Science of Reading, this resource includes 13 sets of inflectional endings task cards for students to build and write, with components that are easily differentiated among 1<sup>st</sup>-3<sup>rd</sup> Grade students.

## WHEN TO USE

- Small Group Reading Instruction
- Literacy Centers
- Interventions
- Tutoring

## MATERIALS NEEDED

- 20-well Paint Trays (one per student or pair of students)
  - [CLICK HERE FOR AMAZON BASICS PAINT TRAYS](#)
  - [CLICK HERE FOR GENERIC PAINT TRAYS](#)
- Ultra fine-tip dry erase markers
- OPTIONAL: page protectors or dry erase pockets for sentence templates

# COMPONENTS

## TEACHING CHART

**INFLECTIONAL ENDINGS**  
SET 1: REGULAR VERBS

1 jump

CARD NUMBER 1 ✓

BUILD & WRITE BUILD & WRITE BUILD & WRITE

PAST TENSE PRESENT TENSE

jump s jump s  
jump ing jump ing  
jump ed jump ed

**INFLECTIONAL ENDINGS**  
SET 1:  
REGULAR VERBS

## TASK CARDS

SET 1: REGULAR VERBS

1 jump 2 talk

3 play 4 rest

5 walk 6 look

7 help 8 need

## RECORDING SHEETS (2 OPTIONS)

**INFLECTIONAL ENDINGS**  
SET 1: REGULAR VERBS

Name: \_\_\_\_\_

ROOT WORD	-s ENDING	-ing ENDING	-ed ENDING
1			
2			
3			
4			
5			
6			
7			
8			

**INFLECTIONAL ENDINGS**  
Name: \_\_\_\_\_

Write sentences that use each verb with -s/-es, -ing, and -ed inflectional endings. Circle the verbs in each sentence.

1 -s/-es \_\_\_\_\_  
-ing \_\_\_\_\_  
-ed \_\_\_\_\_

2 -s/-es \_\_\_\_\_  
-ing \_\_\_\_\_  
-ed \_\_\_\_\_

3 -s/-es \_\_\_\_\_  
-ing \_\_\_\_\_  
-ed \_\_\_\_\_

-s/-es \_\_\_\_\_  
-ing \_\_\_\_\_  
-ed \_\_\_\_\_

4 -s/-es \_\_\_\_\_  
-ing \_\_\_\_\_  
-ed \_\_\_\_\_

## CHECK YOUR WORK!

### SET 1: REGULAR VERBS

- 1) jumps, jumping, jumped
- 2) talks, talking, talked
- 3) plays, playing, played
- 4) rests, resting, rested
- 5) walks, walking, walked
- 6) looks, looking, looked
- 7) helps, helping, helped
- 8) needs, needing, needed

## ANSWER KEYS

## OPTIONAL SENTENCE TEMPLATE

(put inside page protector or dry erase pocket to reuse)

**INFLECTIONAL ENDINGS**

PRESENT TENSE VERB (-s, -es)	SENTENCE
PRESENT TENSE VERB (-ing)	SENTENCE
PAST TENSE VERB (-ed)	SENTENCE



# SET-UP & ORGANIZATION

Tape prompt card to the side of the paint tray.  
(2 sizes provided)



CARD NUMBER	✓
-s, -es	BUILD & WRITE
-ing	BUILD & WRITE
-ed	BUILD & WRITE
	PAST TENSE
	PRESENT TENSE



Task Cards on 1" book rings and stored in gallon-sized baggie (one set per small group or literacy center)



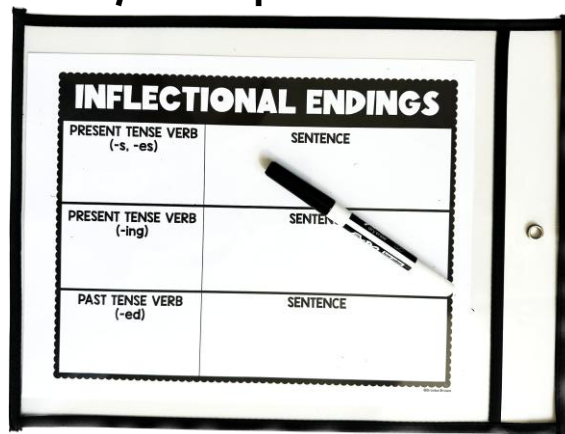
Inflectional Ending Cards in baggies (one set per student)



## OPTIONAL SENTENCE TEMPLATES

(one per student)

Put inside page protectors or dry erase pockets to reuse.



# ROUTINES

5) Student checks off the task card by writing a check mark or number.

1) Students build and write the words and inflectional endings.

2) Students build and write the words and inflectional endings.

3) Students build and write the words and inflectional endings.

CARD NUMBER	✓
-s, -es	BUILD & WRITE
-ing	BUILD & WRITE
-ed	BUILD & WRITE

1						
jump	s	jump	s			
jump	ing	jump	ing			
jump	ed	jump	ed			

## OPTION 1

4) Students write the words and/pr sentences on a recording sheet.

INFLECTIONAL ENDINGS			
SET 1: REGULAR VERBS			
Name: _____			
ROOT WORD	-s ENDING	-ing ENDING	-ed ENDING
1			
2			
3			
4			
5			
6			
7			
8			

INFLECTIONAL ENDINGS	
Name: _____	
Write sentences that use each verb with -s/-es, -ing, and -ed inflectional endings. Circle the verbs in each sentence.	
1	-s/-es
2	-ing
3	-ed
4	-s/-es
5	-ing
6	-ed
7	-s/-es
8	-ing
9	-ed

1	-s/-es
2	-ing
3	-ed

## OPTION 2

4) Students may also write sentences on the reusable template. (put inside page protector or dry erase pocket)

INFLECTIONAL ENDINGS	
PRESENT TENSE VERB (-s, -es)	SENTENCE
PRESENT TENSE VERB (-ing)	SENTENCE
PAST TENSE VERB (-ed)	SENTENCE

# INFLECTIONAL ENDING CARDS

(one set per student or pair of students)

s

es

ed

ing

er

est

s

es

ed

ing

er

est

# INFLECTIONAL ENDINGS - TASK CARD COVERS

## INFLECTIONAL ENDINGS

### SET 1: REGULAR VERBS

©BROOKE BROWN

## INFLECTIONAL ENDINGS

### SET 2: VERBS WITH SILENT E

©BROOKE BROWN

## INFLECTIONAL ENDINGS

### SET 3: -es ENDINGS

©BROOKE BROWN

## INFLECTIONAL ENDINGS

### SET 4: y to i ENDINGS

©BROOKE BROWN

## INFLECTIONAL ENDINGS

### SET 5: DOUBLE CONSONANTS

©BROOKE BROWN

## INFLECTIONAL ENDINGS

### SET 6: REGULAR PLURAL NOUNS

©BROOKE BROWN

## INFLECTIONAL ENDINGS

### SET 7: PLURAL NOUNS WITH -es

©BROOKE BROWN

## INFLECTIONAL ENDINGS

### SET 8: PLURAL NOUNS WITH -ies

©BROOKE BROWN



# INFLECTIONAL ENDINGS - TASK CARD COVERS

## INFLECTIONAL ENDINGS

**SET 9:**  
**PLURAL NOUNS WITH  
f to v ENDINGS**

©BROOKE BROWN

## INFLECTIONAL ENDINGS

**SET 10:**  
**REGULAR COMPARATIVE &  
SUPERLATIVE ADJECTIVES**

©BROOKE BROWN

## INFLECTIONAL ENDINGS

**SET 11:**  
**COMPARATIVE & SUPERLATIVE  
ADJECTIVES WITH SILENT E**

©BROOKE BROWN

## INFLECTIONAL ENDINGS

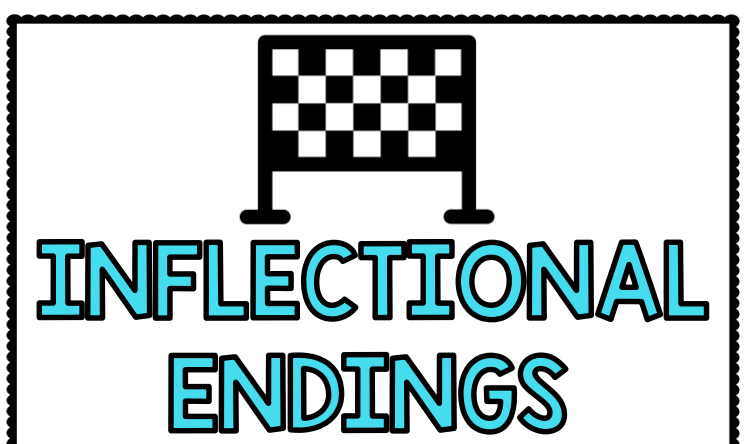
**SET 12:**  
**COMPARATIVE & SUPERLATIVE  
ADJECTIVES WITH  
DOUBLE CONSONANTS**

©BROOKE BROWN


## INFLECTIONAL ENDINGS

**SET 13:**  
**COMPARATIVE & SUPERLATIVE  
ADJECTIVES WITH y to i**

©BROOKE BROWN







©BROOKE BROWN







**BAGGIE LABEL FOR  
INFLECTIONAL ENDING CARDS**

FOR AMAZON BASICS PAINT TRAYS (WITH MARKER HOLDER)






TAPE THESE CARDS TO THE LEFT SIDE OF THE TRAY TO REMIND STUDENTS OF PROCEDURES.






<div><div>-ed</div><div></div><div>BUILD &amp; WRITE</div></div>	<div><div>-ing</div><div></div><div>BUILD &amp; WRITE</div></div>	<div><div>-s, -es</div><div></div><div>BUILD &amp; WRITE</div></div>	<div>CARD NUMBER</div> <div></div>
PAST TENSE			PRESENT TENSE
©BROOKE BROWN			

<div><div>-ed</div><div></div><div>BUILD &amp; WRITE</div></div>	<div><div>-ing</div><div></div><div>BUILD &amp; WRITE</div></div>	<div><div>-s, -es</div><div></div><div>BUILD &amp; WRITE</div></div>	<div>CARD NUMBER</div> <div></div>
PAST TENSE			PRESENT TENSE
©BROOKE BROWN			

# FOR GENERIC PAINT TRAYS (NO MARKER HOLDER)

TAPE THESE CARDS TO THE LEFT SIDE OF THE TRAY TO REMIND STUDENTS OF PROCEDURES.

<b>-ed</b>  <b>BUILD &amp; WRITE</b>	<b>-ing</b>  <b>BUILD &amp; WRITE</b>	<b>-s,es</b>  <b>BUILD &amp; WRITE</b>	<b>CARD NUMBER</b> 
<b>PAST TENSE</b>			<b>PRESENT TENSE</b>
			
©BROOKE BROWN			

<b>-ed</b>  <b>BUILD &amp; WRITE</b>	<b>-ing</b>  <b>BUILD &amp; WRITE</b>	<b>-s,es</b>  <b>BUILD &amp; WRITE</b>	<b>CARD NUMBER</b> 
<b>PAST TENSE</b>			<b>PRESENT TENSE</b>
			
©BROOKE BROWN			

# INFLECTIONAL ENDINGS

**PRESENT TENSE VERB**  
**(-s, -es)**

**SENTENCE**

**PRESENT TENSE VERB**  
**(-ing)**

**SENTENCE**

**PAST TENSE VERB**  
**(-ed)**

**SENTENCE**

# INFLECTIONAL ENDINGS

SET 1: REGULAR VERBS

1

jump

CARD  
NUMBER



-s, -es



BUILD & WRITE

-ing



BUILD & WRITE

-ed



BUILD & WRITE

PRESENT TENSE

PAST TENSE

1

jump

s

jump

s

jump

ing

jump

ing

jump

ed

jump

ed



# SET 1: REGULAR VERBS

1

jump

INFLECTIONAL ENDINGS

SET 1

2

talk

INFLECTIONAL ENDINGS

SET 1

3

play

INFLECTIONAL ENDINGS

SET 1

4

rest

INFLECTIONAL ENDINGS

SET 1

5

walk

INFLECTIONAL ENDINGS

SET 1

6

look

INFLECTIONAL ENDINGS

SET 1

7

help

INFLECTIONAL ENDINGS

SET 1

8


need

INFLECTIONAL ENDINGS


SET 1

# INFLECTIONAL ENDINGS

## SET 1: REGULAR VERBS



Name: \_\_\_\_\_



ROOT WORD	-s ENDING	-ing ENDING	-ed ENDING
1			
2			
3			
4			
5			
6			
7			
8			

# **CHECK YOUR WORK!**

## **SET 1: REGULAR VERBS**

- 1) jumps, jumping, jumped**
- 2) talks, talking, talked**
- 3) plays, playing, played**
- 4) rests, resting, rested**
- 5) walks, walking, walked**
- 6) looks, looking, looked**
- 7) helps, helping, helped**
- 8) needs, needing, needed**

©BROOKE BROWN

# **CHECK YOUR WORK!**

## **SET 1: REGULAR VERBS**

- 1) jumps, jumping, jumped**
- 2) talks, talking, talked**
- 3) plays, playing, played**
- 4) rests, resting, rested**
- 5) walks, walking, walked**
- 6) looks, looking, looked**
- 7) helps, helping, helped**
- 8) needs, needing, needed**

©BROOKE BROWN

# INFLECTIONAL ENDINGS

SET 2: VERBS WITH SILENT E

1

love

If the verb ends with a silent e, drop the e before adding **-ing** or **-ed**

CARD NUMBER



-s, -es



BUILD & WRITE

-ing



BUILD & WRITE

-ed



BUILD & WRITE

PRESENT TENSE

PAST TENSE

1

love

s

love

s

lovX

ing

lov

ing

lovX

ed

lov

ed

# SET 2: VERBS WITH SILENT E

1

love

INFLECTIONAL ENDINGS

SET 2

2

care

INFLECTIONAL ENDINGS

SET 2

3

move

INFLECTIONAL ENDINGS

SET 2

4

use

INFLECTIONAL ENDINGS

SET 2

5

like

INFLECTIONAL ENDINGS

SET 2

6

live

INFLECTIONAL ENDINGS

SET 2

7

bake

INFLECTIONAL ENDINGS

SET 2

8


dance

INFLECTIONAL ENDINGS


SET 2



# INFLECTIONAL ENDINGS



## SET 2: VERBS WITH SILENT E



Name: \_\_\_\_\_

ROOT WORD	-s	-ing (drop the e)	-ed (drop the e)
1			
2			
3			
4			
5			
6			
7			
8			

# **CHECK YOUR WORK!**

## **SET 2: VERBS WITH SILENT E**

- 1) loves, loving, loved
- 2) cares, caring, cared
- 3) moves, moving, moved
- 4) uses, using, used
- 5) likes, liking, liked
- 6) lives, living, lived
- 7) bakes, baking, baked
- 8) dances, dancing, danced

©BROOKE BROWN

# **CHECK YOUR WORK!**

## **SET 2: VERBS WITH SILENT E**

- 1) loves, loving, loved
- 2) cares, caring, cared
- 3) moves, moving, moved
- 4) uses, using, used
- 5) likes, liking, liked
- 6) lives, living, lived
- 7) bakes, baking, baked
- 8) dances, dancing, danced

©BROOKE BROWN

# INFLECTIONAL ENDINGS

SET 3: -ES ENDINGS

1

wash

Add **-es** if the verb ends in:  
sh, ch, s, x, or z

CARD  
NUMBER



-s, -es



BUILD & WRITE

PRESENT TENSE

-ing



BUILD & WRITE

PAST TENSE

-ed



BUILD & WRITE

1

wash

es

wash

es

wash

ing

wash

ing

wash

ed

wash

ed

# SET 3: -ES ENDINGS

1

**wash**

INFLECTIONAL ENDINGS

SET 3

2

**pass**

INFLECTIONAL ENDINGS

SET 3

3

**fix**

INFLECTIONAL ENDINGS

SET 3

4

**watch**

INFLECTIONAL ENDINGS

SET 3

5

**buzz**

INFLECTIONAL ENDINGS

SET 3

6

**push**

INFLECTIONAL ENDINGS

SET 3

7

**touch**

INFLECTIONAL ENDINGS

SET 3

8

**brush**


INFLECTIONAL ENDINGS

SET 3

# INFLECTIONAL ENDINGS



## SET 3: -ES ENDINGS



Name: \_\_\_\_\_

ROOT WORD	-es ENDING	-ing ENDING	-ed ENDING
1			
2			
3			
4			
5			
6			
7			
8			



# **CHECK YOUR WORK!**

## **SET 3: -ES ENDINGS**

- 1) washes, washing, washed**
- 2) passes, passing, passed**
- 3) fixes, fixing, fixed**
- 4) watches, watching, watched**
- 5) buzzes, buzzing, buzzed**
- 6) pushes, pushing, pushed**
- 7) touches, touching, touched**
- 8) brushes, brushing, brushed**

©BROOKE BROWN

# **CHECK YOUR WORK!**

## **SET 3: -ES ENDINGS**

- 1) washes, washing, washed**
- 2) passes, passing, passed**
- 3) fixes, fixing, fixed**
- 4) watches, watching, watched**
- 5) buzzes, buzzing, buzzed**
- 6) pushes, pushing, pushed**
- 7) touches, touching, touched**
- 8) brushes, brushing, brushed**

©BROOKE BROWN

# INFLECTIONAL ENDINGS

SET 4: Y TO I ENDINGS

1

cry

If the verb ends in a consonant + y, drop the y and change to i before adding **-es** or **-ed**.

CARD NUMBER



-s, -es



BUILD & WRITE

-ing



BUILD & WRITE

-ed



BUILD & WRITE

PRESENT TENSE

PAST TENSE

1

cr~~x~~<sup>i</sup>

es

cri

es

cry

ing

cry

ing

cr~~x~~<sup>i</sup>

ed

cri

ed

# SET 4: Y TO I ENDINGS

1

cry

INFLECTIONAL ENDINGS

SET 4

2

fry

INFLECTIONAL ENDINGS

SET 4

3

try

INFLECTIONAL ENDINGS

SET 4

4

dry

INFLECTIONAL ENDINGS

SET 4

5

spy

INFLECTIONAL ENDINGS

SET 4

6

bury

INFLECTIONAL ENDINGS

SET 4

7

hurry

INFLECTIONAL ENDINGS

SET 4


8

carry


INFLECTIONAL ENDINGS

SET 4

# INFLECTIONAL ENDINGS



## SET 4: Y TO I ENDINGS



Name: \_\_\_\_\_

ROOT WORD	-es ENDING (y to i)	-ing ENDING	-ed ENDING (y to i)
1			
2			
3			
4			
5			
6			
7			
8			

# **CHECK YOUR WORK!**

## **SET 4: Y TO I ENDINGS**

- 1) cries, crying, cried**
- 2) fries, frying, fried**
- 3) tries, trying, tried**
- 4) dries, drying, dried**
- 5) spies, spying, spied**
- 6) buries, burying, buried**
- 7) hurries, hurrying, hurried**
- 8) carries, carrying, carries**

©BROOKE BROWN

# **CHECK YOUR WORK!**

## **SET 4: Y TO I ENDINGS**


- 1) cries, crying, cried**
- 2) fries, frying, fried**
- 3) tries, trying, tried**
- 4) dries, drying, dried**
- 5) spies, spying, spied**
- 6) buries, burying, buried**
- 7) hurries, hurrying, hurried**
- 8) carries, carrying, carries**

©BROOKE BROWN



# INFLECTIONAL ENDINGS

## SET 5: DOUBLE CONSONANTS



If a one syllable word ends with a vowel + consonant, double the final consonant before adding **-ed** or **-ing**.

CARD NUMBER	✓
-s, -es	BUILD & WRITE
-ing	BUILD & WRITE
-ed	BUILD & WRITE

PRESENT TENSE

PAST TENSE

1							
pat	s	pat	s				
patt	ing	patt	ing				
patt	ed	patt	ed				

# SET 5: DOUBLE FINAL CONSONANTS

1

pat

INFLECTIONAL ENDINGS

SET 5

2

hop

INFLECTIONAL ENDINGS

SET 5

3

tip

INFLECTIONAL ENDINGS

SET 5

4

pin

INFLECTIONAL ENDINGS

SET 5

5

pop

INFLECTIONAL ENDINGS

SET 5

6

clap

INFLECTIONAL ENDINGS

SET 5

7

bat

INFLECTIONAL ENDINGS

SET 5

8

snap


INFLECTIONAL ENDINGS

SET 5

# INFLECTIONAL ENDINGS



## SET 5: DOUBLE CONSONANTS



Name: \_\_\_\_\_

ROOT WORD	-S ENDING	-ing ENDING (double the consonant)	-ed ENDING (double the consonant)
1			
2			
3			
4			
5			
6			
7			
8			

# **CHECK YOUR WORK!**

## **SET 5: DOUBLE CONSONANTS**

- 1) pats, patting, patted**
- 2) hops, hopping, hopped**
- 3) tips, tipping, tipped**
- 4) pins, pinning, pinned**
- 5) pops, popping, popped**
- 6) claps, clapping, clapped**
- 7) bats, batting, batted**
- 8) snaps, snapping, snapped**

©BROOKE BROWN

# **CHECK YOUR WORK!**

## **SET 5: DOUBLE CONSONANTS**

- 1) pats, patting, patted**
- 2) hops, hopping, hopped**
- 3) tips, tipping, tipped**
- 4) pins, pinning, pinned**
- 5) pops, popping, popped**
- 6) claps, clapping, clapped**
- 7) bats, batting, batted**
- 8) snaps, snapping, snapped**

©BROOKE BROWN

# INFLECTIONAL ENDINGS

Name: \_\_\_\_\_

Write sentences that use each verb with -s/-es, -ing, and -ed inflectional endings.  
Circle the verbs in each sentence.

1

-s/-es

-ing

-ed

2

-s/-es

-ing

-ed

3

-s/-es

-ing

-ed

4

-s/-es

-ing

ed

# INFLECTIONAL ENDINGS

Name: \_\_\_\_\_

Write sentences that use each verb with -s/-es, -ing, and -ed inflectional endings.  
Circle the verbs in each sentence.

5

-s/-es

-ing

-ed

6

-s/-es

-ing

-ed

7

-s/-es

-ing

-ed

8






-s/-es

-ing






ed

FOR AMAZON BASICS PAINT TRAYS (WITH MARKER HOLDER)

TAPE THESE CARDS TO THE LEFT SIDE OF THE TRAY TO REMIND STUDENTS OF PROCEDURES.

<b>-s,es</b>  <b>WRITE</b>	<b>-s,es</b>  <b>BUILD &amp; WRITE</b>	<b>noun</b>  <b>WRITE</b>	<b>CARD NUMBER</b> 
<b>PLURAL (MORE THAN ONE)</b>			<b>SINGULAR (ONE)</b>
			

©BROOKE BROWN





<b>-s,es</b>  <b>WRITE</b>	<b>-s,es</b>  <b>BUILD &amp; WRITE</b>	<b>noun</b>  <b>WRITE</b>	<b>CARD NUMBER</b> 
<b>PLURAL (MORE THAN ONE)</b>			<b>SINGULAR (ONE)</b>
			





©BROOKE BROWN



# FOR GENERIC PAINT TRAYS (NO MARKER HOLDER)

TAPE THESE CARDS TO THE LEFT SIDE OF THE TRAY TO REMIND STUDENTS OF PROCEDURES.

<b>-s,es</b>  <b>WRITE</b>	<b>-s,es</b>  <b>BUILD &amp; WRITE</b>	<b>noun</b>  <b>WRITE</b>	<b>CARD NUMBER</b> 
<b>PLURAL (MORE THAN ONE)</b>			<b>SINGULAR (ONE)</b>
©BROOKE BROWN			

<b>-s,es</b>  <b>WRITE</b>	<b>-s,es</b>  <b>BUILD &amp; WRITE</b>	<b>noun</b>  <b>WRITE</b>	<b>CARD NUMBER</b> 
<b>PLURAL (MORE THAN ONE)</b>			<b>SINGULAR (ONE)</b>
©BROOKE BROWN			

# PLURAL NOUNS

**SINGULAR NOUN**  
**(one)**

**SENTENCE**

**PLURAL NOUN**  
**(more than one)**

**SENTENCE**

# INFLECTIONAL ENDINGS

SET 6: REGULAR PLURAL NOUNS

1

car

Add **-s** to most nouns to make them plural (more than one).

CARD  
NUMBER



noun  
 WRITE

SINGULAR (ONE)

-s,es  
 BUILD & WRITE

PLURAL (MORE THAN ONE)

-s,es  
 WRITE

PLURAL (MORE THAN ONE)

1

1

car

2

car

s

3

car

s

# SET 6: REGULAR PLURAL NOUNS

1

car

INFLECTIONAL ENDINGS

SET 6

2

dog

INFLECTIONAL ENDINGS

SET 6

3

book

INFLECTIONAL ENDINGS

SET 6

4

tree

INFLECTIONAL ENDINGS

SET 6

5

sock

INFLECTIONAL ENDINGS

SET 6

6

name

INFLECTIONAL ENDINGS

SET 6

7

home

INFLECTIONAL ENDINGS

SET 6


8

cup


INFLECTIONAL ENDINGS

SET 6

# INFLECTIONAL ENDINGS



## SET 6: REGULAR PLURAL NOUNS



Name: \_\_\_\_\_

SINGULAR NOUN	PLURAL NOUN (add -s)
1	
2	
3	
4	
5	
6	
7	
8	

# **CHECK YOUR WORK!**

## **SET 6: REGULAR PLURAL NOUNS**

- 1) car, cars
- 2) dog, dogs
- 3) book, books
- 4) tree, trees
- 5) sock, socks
- 6) name, names
- 7) home, homes
- 8) cup, cups

©BROOKE BROWN

# **CHECK YOUR WORK!**

## **SET 6: REGULAR PLURAL NOUNS**

- 1) car, cars
- 2) dog, dogs
- 3) book, books
- 4) tree, trees
- 5) sock, socks
- 6) name, names
- 7) home, homes
- 8) cup, cups

©BROOKE BROWN

# INFLECTIONAL ENDINGS

SET 7: PLURAL NOUNS WITH -ES

1

box

If a noun ends in  
sh, ch, s, x, or z,  
add **-es** to make  
it plural.

CARD  
NUMBER



noun



WRITE

SINGULAR (ONE)

-s,es



BUILD & WRITE

PLURAL (MORE THAN ONE)

-s,es



WRITE

PLURAL (MORE THAN ONE)

1

1

box

2

box

es

3

box

es

# SET 7: PLURAL NOUNS WITH -ES

1

**box**

INFLECTIONAL ENDINGS

SET 7

2

**bus**

INFLECTIONAL ENDINGS

SET 7

3

**wish**

INFLECTIONAL ENDINGS

SET 7

4

**pass**

INFLECTIONAL ENDINGS

SET 7

5

**mess**

INFLECTIONAL ENDINGS

SET 7

6

**lunch**

INFLECTIONAL ENDINGS

SET 7

7

**match**

INFLECTIONAL ENDINGS

SET 7

8


**class**

INFLECTIONAL ENDINGS


SET 7



# INFLECTIONAL ENDINGS



## SET 7: PLURAL NOUNS WITH -ES



Name: \_\_\_\_\_

SINGULAR NOUN	PLURAL NOUN (add -es)
1	
2	
3	
4	
5	
6	
7	
8	

# **CHECK YOUR WORK!**

## **SET 7: PLURAL NOUNS WITH -ES**

- 1) box, boxes**
- 2) bus, buses**
- 3) wish, wishes**
- 4) pass, passes**
- 5) mess, messes**
- 6) lunch, lunches**
- 7) match, matches**
- 8) class, classes**

©BROOKE BROWN

# **CHECK YOUR WORK!**

## **SET 7: PLURAL NOUNS WITH -ES**

- 1) box, boxes**
- 2) bus, buses**
- 3) wish, wishes**
- 4) pass, passes**
- 5) mess, messes**
- 6) lunch, lunches**
- 7) match, matches**
- 8) class, classes**

©BROOKE BROWN

# INFLECTIONAL ENDINGS

SET 8: PLURAL NOUNS WITH -IES

1

fly

If a noun ends in  
a consonant + y,  
drop the y and add i  
before adding **-es**.

CARD  
NUMBER



noun



WRITE

SINGULAR (ONE)

-s,es



BUILD & WRITE

PLURAL (MORE THAN ONE)

-s,es



WRITE

PLURAL (MORE THAN ONE)

1

1

fly

2

fli~~x~~

es

3

fli

es

# SET 8: PLURAL NOUNS WITH -IES

1

fly

INFLECTIONAL ENDINGS

SET 8

2

sky

INFLECTIONAL ENDINGS

SET 8

3

baby

INFLECTIONAL ENDINGS

SET 8

4

city

INFLECTIONAL ENDINGS

SET 8

5

lady

INFLECTIONAL ENDINGS

SET 8

6

bunny

INFLECTIONAL ENDINGS

SET 8

7

story

INFLECTIONAL ENDINGS

SET 8


8

party


INFLECTIONAL ENDINGS

SET 8

# INFLECTIONAL ENDINGS



## SET 8: PLURAL NOUNS WITH -IES



Name: \_\_\_\_\_

SINGULAR NOUN	PLURAL NOUN (drop y and add -ies)
①	
②	
③	
④	
⑤	
⑥	
⑦	
⑧	

# **CHECK YOUR WORK!**

## **SET 8: PLURAL NOUNS WITH -IES**

- 1) fly, flies
- 2) sky, skies
- 3) baby, babies
- 4) city, cities
- 5) lady, ladies
- 6) bunny, bunnies
- 7) story, stories
- 8) party, parties

©BROOKE BROWN

# **CHECK YOUR WORK!**

## **SET 8: PLURAL NOUNS WITH -IES**

- 1) fly, flies
- 2) sky, skies
- 3) baby, babies
- 4) city, cities
- 5) lady, ladies
- 6) bunny, bunnies
- 7) story, stories
- 8) party, parties

©BROOKE BROWN

# INFLECTIONAL ENDINGS

SET 9: PLURAL NOUNS WITH F TO V

1

leaf

If a noun ends in f,  
drop the f and add v  
before adding **-es**.

CARD  
NUMBER



noun



WRITE

SINGULAR (ONE)

-s,es



BUILD & WRITE

PLURAL (MORE THAN ONE)

-s,es



WRITE

PLURAL (MORE THAN ONE)

1

1

leaf

2

leaf<sup>v</sup>~~x~~

es

3

leav

es

# SET 9: PLURAL NOUNS WITH F to V

1

leaf

INFLECTIONAL ENDINGS

SET 9

2

elf

INFLECTIONAL ENDINGS

SET 9

3

calf

INFLECTIONAL ENDINGS

SET 9

4

wolf

INFLECTIONAL ENDINGS

SET 9

5

hoof

INFLECTIONAL ENDINGS

SET 9

6

half

INFLECTIONAL ENDINGS

SET 9

7

shelf

INFLECTIONAL ENDINGS

SET 9

8


scarf

INFLECTIONAL ENDINGS


SET 9



# INFLECTIONAL ENDINGS



SET 9: PLURAL NOUNS WITH F TO V



Name: \_\_\_\_\_

SINGULAR NOUN	PLURAL NOUN (frop f and add -ves)
①	
②	
③	
④	
⑤	
⑥	
⑦	
⑧	

# **CHECK YOUR WORK!**

## **SET 9: PLURAL NOUNS WITH F TO V**

- 1) leaf, leaves
- 2) elf, elves
- 3) calf, calves
- 4) wolf, wolves
- 5) hoof, hooves
- 6) half, halves
- 7) shelf, shelves
- 8) scarf, scarves

©BROOKE BROWN

# **CHECK YOUR WORK!**

## **SET 9: PLURAL NOUNS WITH F TO V**

- 1) leaf, leaves
- 2) elf, elves
- 3) calf, calves
- 4) wolf, wolves
- 5) hoof, hooves
- 6) half, halves
- 7) shelf, shelves
- 8) scarf, scarves

©BROOKE BROWN

# SINGULAR & PLURAL NOUNS

Name: \_\_\_\_\_

Write sentences that use each singular (S) and plural (P) noun.  
Circle the nouns in each sentence.

1

S

P

2

S

P

3

S

P

4

S

P

# SINGULAR & PLURAL NOUNS

Name: \_\_\_\_\_

Write sentences that use each singular (S) and plural (P) noun.  
Circle the nouns in each sentence.

5

S

P

6

S

P

7

S

P





8

S





P

## FOR AMAZON BASICS PAINT TRAYS (WITH MARKER HOLDER)

**TAPE THESE CARDS TO THE LEFT SIDE OF THE TRAY TO REMIND STUDENTS OF PROCEDURES.**

<p><b>-est</b></p>  <p><b>BUILD &amp; WRITE</b></p>	<p><b>-er</b></p>  <p><b>BUILD &amp; WRITE</b></p>	<p><b>adjective</b></p>  <p><b>WRITE</b></p>	<p><b>CARD NUMBER</b></p> 
<b>COMPARES 3 OR MORE</b>	<b>COMPARES 2</b>	<b>ROOT WORD</b>	


©BROOKE BROWN





<b>-est</b>  <b>BUILD &amp; WRITE</b>	<b>-er</b>  <b>BUILD &amp; WRITE</b>	<b>adjective</b>  <b>WRITE</b>	<b>CARD NUMBER</b> 
<b>COMPARES 3 OR MORE</b>	<b>COMPARES 2</b>	<b>ROOT WORD</b>	

©BROOKE BROWN

# FOR GENERIC PAINT TRAYS (NO MARKER HOLDER)

TAPE THESE CARDS TO THE LEFT SIDE OF THE TRAY TO REMIND STUDENTS OF PROCEDURES.

<p><b>-est</b></p>  <p><b>BUILD &amp; WRITE</b></p>	<p><b>-er</b></p>  <p><b>BUILD &amp; WRITE</b></p>	<p><b>adjective</b></p>  <p><b>WRITE</b></p>	<p><b>CARD NUMBER</b></p> 
<p><b>COMPARES 3 OR MORE</b></p>			<p><b>ROOT WORD</b></p>
<p>©BROOKE BROWN</p>			

<p><b>-est</b></p>  <p><b>BUILD &amp; WRITE</b></p>	<p><b>-er</b></p>  <p><b>BUILD &amp; WRITE</b></p>	<p><b>adjective</b></p>  <p><b>WRITE</b></p>	<p><b>CARD NUMBER</b></p> 
<p><b>COMPARES 3 OR MORE</b></p>			<p><b>ROOT WORD</b></p>
<p>©BROOKE BROWN</p>			

# COMPARATIVE ENDINGS

ROOT WORD (ADJECTIVE)	SENTENCE
COMPARING TWO (-er)	SENTENCE
COMPARING THREE OR MORE (-est)	SENTENCE

# INFLECTIONAL ENDINGS

SET 10: REGULAR COMPARATIVE & SUPERLATIVE ADJECTIVES

1

fast

CARD  
NUMBER



adjective



WRITE

ROOT WORD

-er



BUILD & WRITE

COMPARES 2

-est



BUILD & WRITE

COMPARES 3 OR MORE

1

fast

fast

fast

er

fast

er

est

fast

est



# SET 10: REGULAR COMPARATIVE & SUPERLATIVE ADJECTIVES

1

**fast**

INFLECTIONAL ENDINGS

SET 10

2

**tall**

INFLECTIONAL ENDINGS

SET 10

3

**old**

INFLECTIONAL ENDINGS

SET 10

4

**cool**

INFLECTIONAL ENDINGS

SET 10

5

**low**

INFLECTIONAL ENDINGS

SET 10

6

**warm**

INFLECTIONAL ENDINGS

SET 10

7

**dark**

INFLECTIONAL ENDINGS

SET 10

8


**long**

INFLECTIONAL ENDINGS


SET 10

# INFLECTIONAL ENDINGS

## SET 10: REGULAR COMPARATIVE & SUPERLATIVE ADJECTIVES



Name: \_\_\_\_\_



ADJECTIVE (root word)	-er (compares 2)	-est (compares 3 or more)
1		
2		
3		
4		
5		
6		
7		
8		

# **CHECK YOUR WORK!**

## **SET 10: REGULAR COMPARATIVE & SUPERLATIVE ADJECTIVES**

- 1) fast, faster, fastest**
- 2) tall, taller, tallest**
- 3) old, older, oldest**
- 4) cool, cooler, coolest**
- 5) low, lower, lowest**
- 6) warm, warmer, warmest**
- 7) dark, darker, darkest**
- 8) long, longer, longest**

©BROOKE BROWN

# **CHECK YOUR WORK!**

## **SET 10: REGULAR COMPARATIVE & SUPERLATIVE ADJECTIVES**

- 1) fast, faster, fastest**
- 2) tall, taller, tallest**
- 3) old, older, oldest**
- 4) cool, cooler, coolest**
- 5) low, lower, lowest**
- 6) warm, warmer, warmest**
- 7) dark, darker, darkest**
- 8) long, longer, longest**

©BROOKE BROWN

# INFLECTIONAL ENDINGS

SET 11: COMPARATIVE & SUPERLATIVE ADJECTIVES WITH SILENT E

1

nice

If the adjective ends with a silent e, drop the e before adding **-er** or **-est**.

CARD NUMBER



adjective



WRITE

ROOT WORD

-er



BUILD & WRITE

COMPARES 2

-est



BUILD & WRITE

COMPARES 3 OR MORE

1

nice

nic~~e~~

er

nic

er

nic~~e~~

est

nic

est

# SET II: COMPARATIVE & SUPERLATIVE ADJECTIVES WITH SILENT E

1

**nice**

INFLECTIONAL ENDINGS

SET 11

2

**cute**

INFLECTIONAL ENDINGS

SET 11

3

**rude**

INFLECTIONAL ENDINGS

SET 11

4

**wise**

INFLECTIONAL ENDINGS

SET 11

5

**late**

INFLECTIONAL ENDINGS

SET 11

6

**little**

INFLECTIONAL ENDINGS

SET 11

7

**large**

INFLECTIONAL ENDINGS

SET 11

8


**wide**

INFLECTIONAL ENDINGS


SET 11

# INFLECTIONAL ENDINGS

## SET 11: COMPARATIVE & SUPERLATIVE ADJECTIVES WITH SILENT E



Name: \_\_\_\_\_



ADJECTIVE (root word)	-er (drop the silent e)	-est (drop the silent e)
1		
2		
3		
4		
5		
6		
7		
8		

# **CHECK YOUR WORK!**

## **SET 11: COMPARATIVE & SUPERLATIVE ADJECTIVES WITH SILENT E**

- 1) nice, nicer, nicest
- 2) cute, cuter, cutest
- 3) rude, ruder, rudest
- 4) wise, wiser, wisest
- 5) late, later, latest
- 6) little, littler, littlest
- 7) large, larger, largest
- 8) wide, wider, widest

©BROOKE BROWN

# **CHECK YOUR WORK!**

## **SET 11: COMPARATIVE & SUPERLATIVE ADJECTIVES WITH SILENT E**

- 1) nice, nicer, nicest
- 2) cute, cuter, cutest
- 3) rude, ruder, rudest
- 4) wise, wiser, wisest
- 5) late, later, latest
- 6) little, littler, littlest
- 7) large, larger, largest
- 8) wide, wider, widest

©BROOKE BROWN

# INFLECTIONAL ENDINGS

SET 12: COMPARATIVE & SUPERLATIVE ADJECTIVES WITH DOUBLE CONSONANTS

1

big

If the adjective ends with a vowel + consonant, double the final consonant before adding **-er** or **-est**.

CARD NUMBER



adjective



WRITE

ROOT WORD

-er



BUILD & WRITE

COMPARES 2

-est



BUILD & WRITE

COMPARES 3 OR MORE

1

big

bigg er bigg er

bigg est bigg est



**SET 12: COMPARATIVE & SUPERLATIVE ADJECTIVES WITH DOUBLE CONSONANTS**

**1**

**big**

INFLECTIONAL ENDINGS

SET 12

**2**

**hot**

INFLECTIONAL ENDINGS

SET 12

**3**

**fat**

INFLECTIONAL ENDINGS

SET 12

**4**

**wet**

INFLECTIONAL ENDINGS

SET 12

**5**

**sad**

INFLECTIONAL ENDINGS

SET 12

**6**

**mad**

INFLECTIONAL ENDINGS

SET 12

**7**

**thin**

INFLECTIONAL ENDINGS

SET 12

**8**


**fit**

INFLECTIONAL ENDINGS


SET 12

# INFLECTIONAL ENDINGS

## SET 12: COMPARATIVE & SUPERLATIVE ADJECTIVES WITH DOUBLE CONSONANTS



Name: \_\_\_\_\_



ADJECTIVE (root word)	-er (double the final consonant)	-est (double the final consonant)
1		
2		
3		
4		
5		
6		
7		
8		

# CHECK YOUR WORK!

## SET 12: COMPARATIVE & SUPERLATIVE ADJECTIVES WITH DOUBLE CONSONANTS

- 1) big, bigger, biggest
- 2) hot, hotter, hottest
- 3) fat, fatter, fattest
- 4) wet, wetter, wettest
- 5) sad, sadder, saddest
- 6) mad, madder, maddest
- 7) thin, thinner, thinnest
- 8) fit, fitter, fittest

©BROOKE BROWN

# CHECK YOUR WORK!

## SET 12: COMPARATIVE & SUPERLATIVE ADJECTIVES WITH DOUBLE CONSONANTS

- 1) big, bigger, biggest
- 2) hot, hotter, hottest
- 3) fat, fatter, fattest
- 4) wet, wetter, wettest
- 5) sad, sadder, saddest
- 6) mad, madder, maddest
- 7) thin, thinner, thinnest
- 8) fit, fitter, fittest

©BROOKE BROWN

# INFLECTIONAL ENDINGS

SET 13: COMPARATIVE & SUPERLATIVE ADJECTIVES WITH Y TO I

1

tiny

If the adjective ends with  
a consonant + y  
drop the y and add i  
before adding **-er** or **-est**.

CARD  
NUMBER



adjective



WRITE

ROOT WORD

-er



BUILD & WRITE

COMPARES 2

-est



BUILD & WRITE

COMPARES 3 OR MORE

1							
tiny							
tin <del>x</del> <sup>i</sup>	er	tini	er				
tin <del>x</del> <sup>i</sup>	est	tini	est				

SET 13: COMPARATIVE & SUPERLATIVE ADJECTIVES WITH y to i

1

**tiny**

INFLECTIONAL ENDINGS

SET 13

2

**dry**

INFLECTIONAL ENDINGS

SET 13

3

**icy**

INFLECTIONAL ENDINGS

SET 13

4

**happy**

INFLECTIONAL ENDINGS

SET 13

5

**busy**

INFLECTIONAL ENDINGS

SET 13

6

**silly**

INFLECTIONAL ENDINGS

SET 13

7

**angry**

INFLECTIONAL ENDINGS

SET 13

8


**shiny**

INFLECTIONAL ENDINGS


SET 13

# INFLECTIONAL ENDINGS

## SET 13: COMPARATIVE & SUPERLATIVE ADJECTIVES WITH Y TO I



Name: \_\_\_\_\_



ADJECTIVE (root word)	-er (drop the y and add i)	-est (drop the y and add i)
1		
2		
3		
4		
5		
6		
7		
8		

# CHECK YOUR WORK!

## SET 13: COMPARATIVE & SUPERLATIVE ADJECTIVES WITH Y TO I

- 1) tiny, tinier, tiniest
- 2) dry, drier, driest
- 3) icy, icier, iciest
- 4) happy, happier, happiest
- 5) busy, busier, busiest
- 6) silly, sillier, silliest
- 7) angry, angrier, angriest
- 8) shiny, shinier, shiniest

©BROOKE BROWN

# CHECK YOUR WORK!

## SET 13: COMPARATIVE & SUPERLATIVE ADJECTIVES WITH Y TO I

- 1) tiny, tinier, tiniest
- 2) dry, drier, driest
- 3) icy, icier, iciest
- 4) happy, happier, happiest
- 5) busy, busier, busiest
- 6) silly, sillier, silliest
- 7) angry, angrier, angriest
- 8) shiny, shinier, shiniest

©BROOKE BROWN

# COMPARATIVE & SUPERLATIVE ENDINGS

Name: \_\_\_\_\_

Write sentences that use each adjective, adjective with comparative ending (-er), and adjective with superlative ending (-est). Circle the adjectives in each sentence.

1

adjective

-er

-est

2

adjective

-er

-est

3

adjective

-er

-est

4

adjective

-er

-est



# COMPARATIVE & SUPERLATIVE ENDINGS

Name: \_\_\_\_\_

Write sentences that use each adjective, adjective with comparative ending (-er), and adjective with superlative ending (-est). Circle the adjectives in each sentence.

5

adjective

-er

-est

6

adjective

-er

-est

7

adjective

-er

-est

8

adjective

-er

-est