

The logo for STEM Bins, where each letter is contained within a colored square: S (light blue), T (pink), E (yellow), M (green).

STEM

Bins[®]

SPEED ⚙️ *BUILDS*

PATTERN BLOCKS

CONTENTS

***"Build it FLAT" cards recommended for Pre-K-2nd Grade

***"Build it UP" cards recommended for
advanced 1st Grade-5th Grade

Page 3: How to Use

Page 4: Organization

Page 5: What are My Students Learning?


Page 6: Pattern Blocks covers

Pages 7-9: Pattern Blocks - Build it FLAT

Pages 10-12: Pattern Blocks - Build it UP

Page 13: Credits

CLICK HERE
FOR MORE
SPEED BUILD
SETS!



HOW TO USE

STEM Bins Speed Builds are ideal for hands-on morning work, early finishers, enrichment, and team building. Two different difficulty levels are provided: "Build it Flat" and "Build it Up" to accommodate a range of learning levels. There are 12 cards provided per difficulty level.

Students can "race" to complete tasks or can complete tasks independently. The colors of the materials on the cards DO NOT need to match structures.

OPTIONS FOR USE:

1) PARTNER OR SMALL GROUP SPEED BUILDS:

Groups of 2-4 students race to build each challenge card the quickest. The first student to complete the build hits a buzzer or bell and "wins" that card. Play continues for the full set of cards.

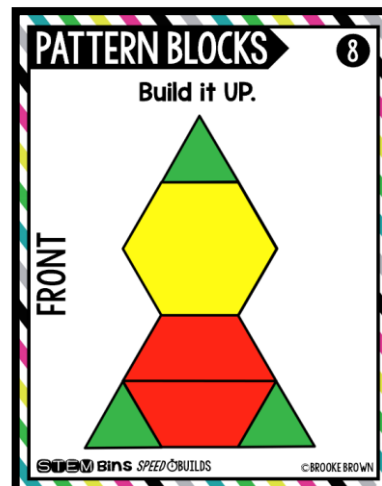
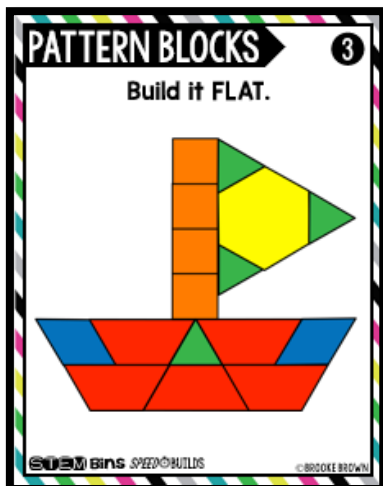
[CLICK HERE FOR SUGGESTED BUZZER SET](#)



2) INDEPENDENT SPEED BUILDS:

Students work through each challenge card independently.

LEVEL 1:
Build it FLAT
(Pre-K-
2nd Grade)



LEVEL 2:
Build it UP
(Advanced 1st
Grade-5th Grade)

ORGANIZATION

Card sets will fit in 4 x 6 photo cases, or you may hole punch them and put them on a binder ring.

[CLICK HERE FOR LINK TO PHOTO CASE BOX](#)



Build it Flat
Cards

Build it Up
Cards



Optional
Answer
Buzzers

Required Materials PER STUDENT

Colors of materials DO NOT need to match cards.

Pattern Blocks	6 hexagons, 7 trapezoids, 8 rhombi, 8 squares, 6 triangles, 7 parallelograms
-----------------------	---

WHAT ARE MY STUDENTS LEARNING?

- Spatial Reasoning
- Logical Thinking
- Problem Solving
- Examining Multiple Perspectives
- Composing and Decomposing Structures
- Shape Translations
- Exploring, Comparing, and Contrasting Properties of Materials
- Fine Motor Skills
- Perseverance
- Sportsmanship



PATTERN BLOCKS: COVER CARDS

Use the covers below for 4 x 6 photo cases
or the front of the Speed Build card book rings.

STEM Bins[®]
SPEED ⚙️ BUILDS



PATTERN BLOCKS



©BROOKE BROWN

STEM Bins[®]
SPEED ⚙️ BUILDS



PATTERN BLOCKS

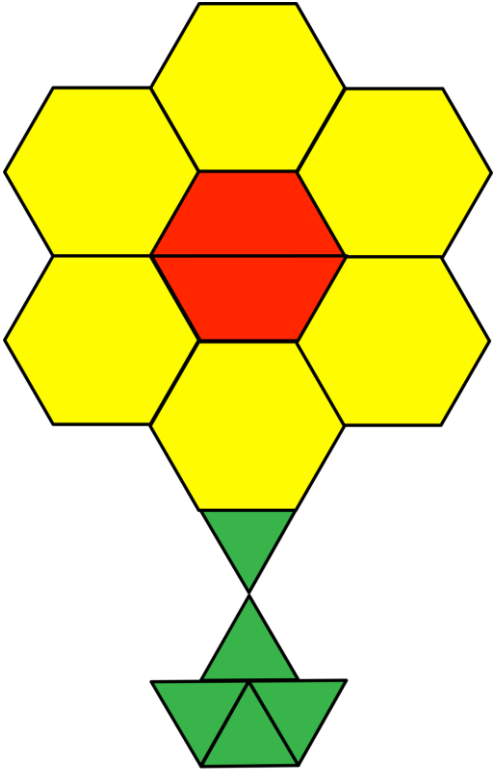


©BROOKE BROWN

PATTERN BLOCKS

1

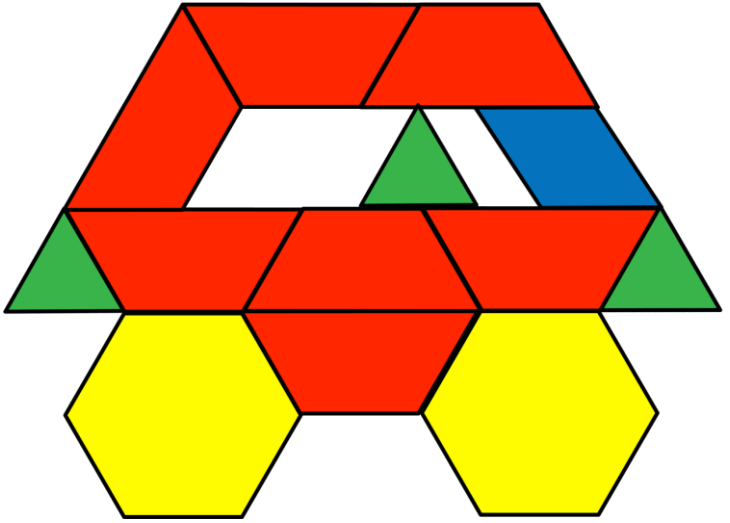
Build it FLAT.



PATTERN BLOCKS

2

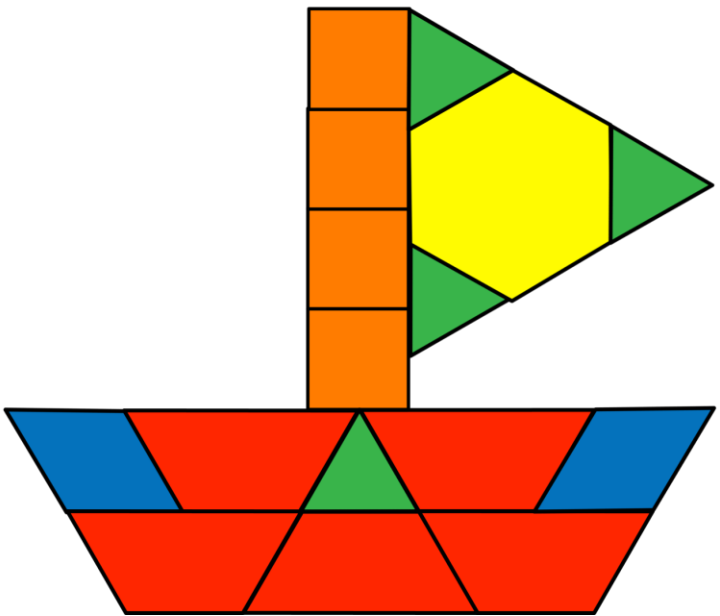
Build it FLAT.



PATTERN BLOCKS

3

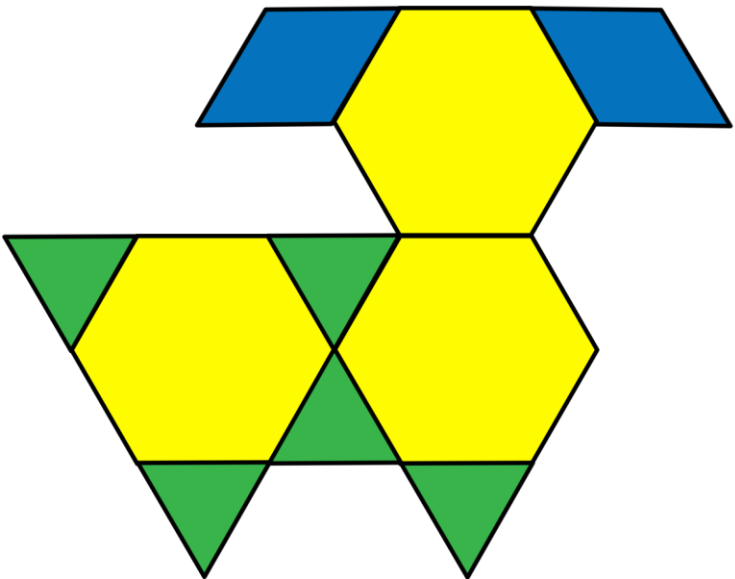
Build it FLAT.



PATTERN BLOCKS

4

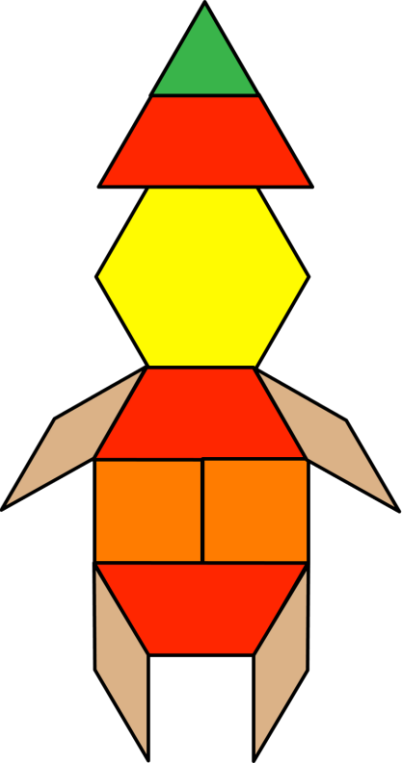
Build it FLAT.



PATTERN BLOCKS

5

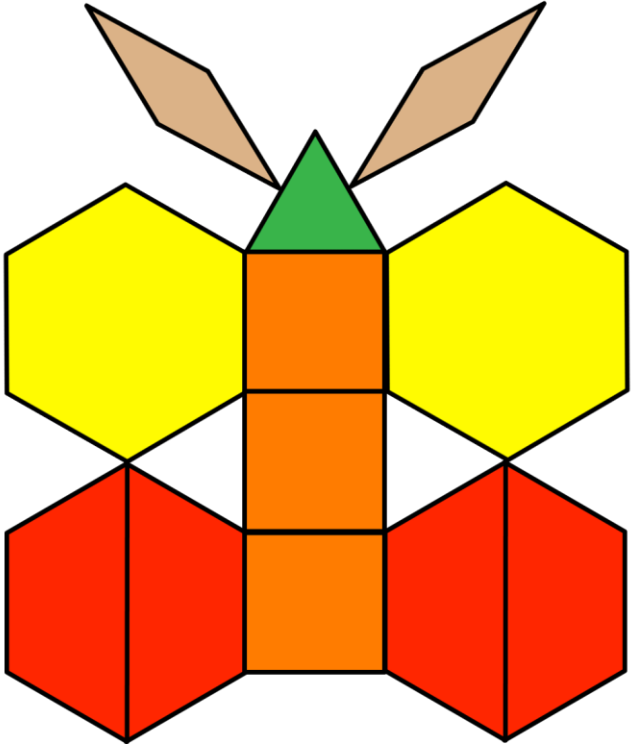
Build it FLAT.



PATTERN BLOCKS

6

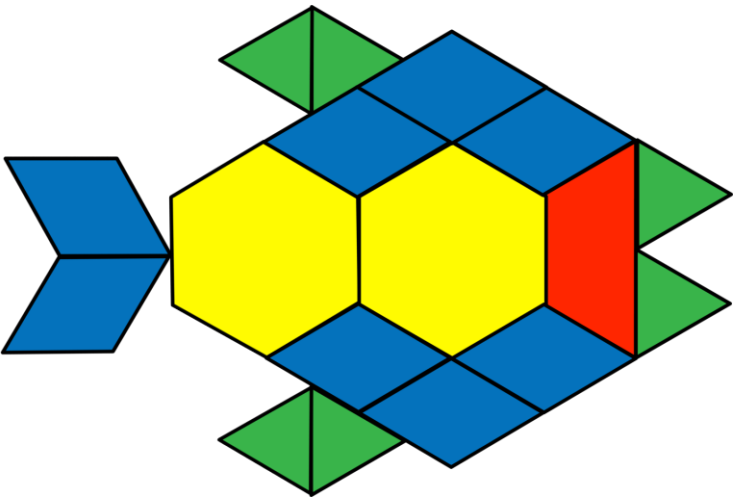
Build it FLAT.



PATTERN BLOCKS

7

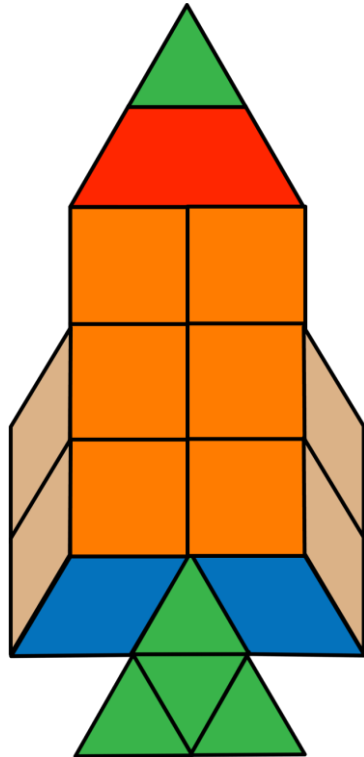
Build it FLAT.



PATTERN BLOCKS

8

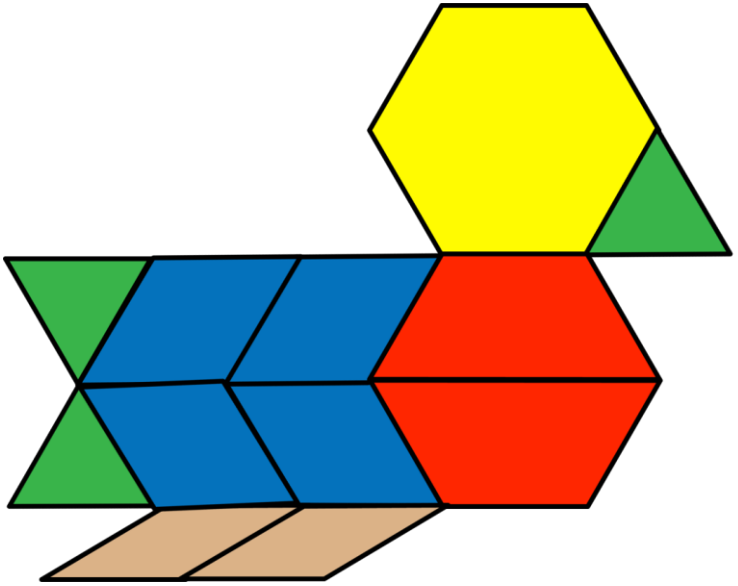
Build it FLAT.



PATTERN BLOCKS

9

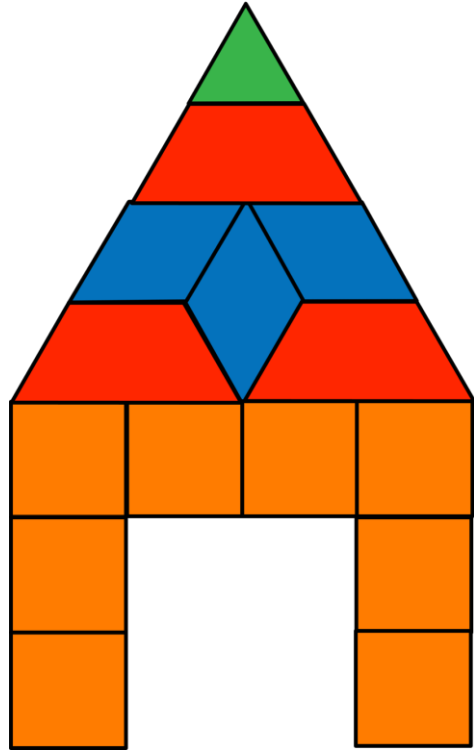
Build it FLAT.



PATTERN BLOCKS

10

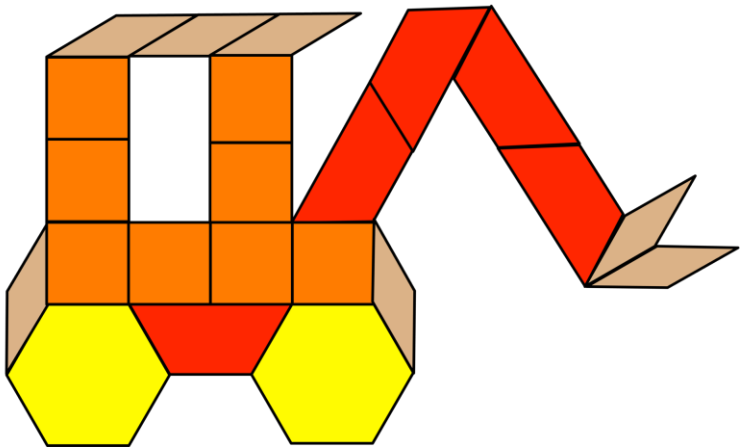
Build it FLAT.



PATTERN BLOCKS

11

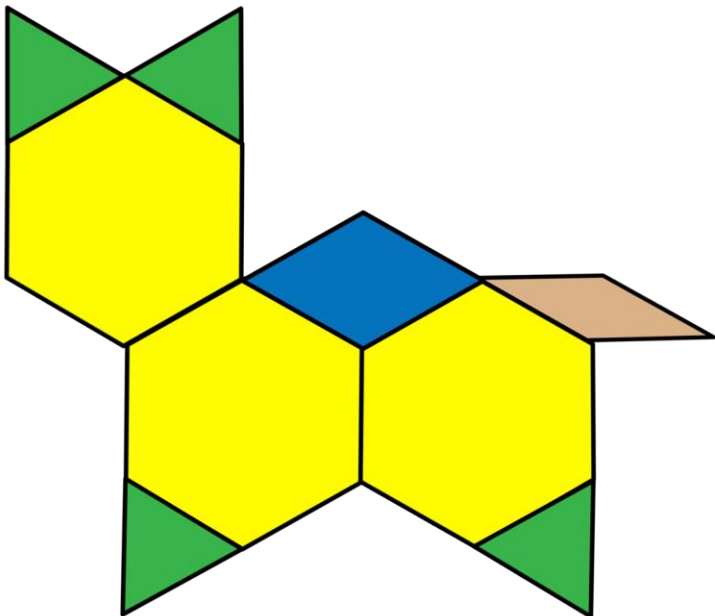
Build it FLAT.



PATTERN BLOCKS

12

Build it FLAT.

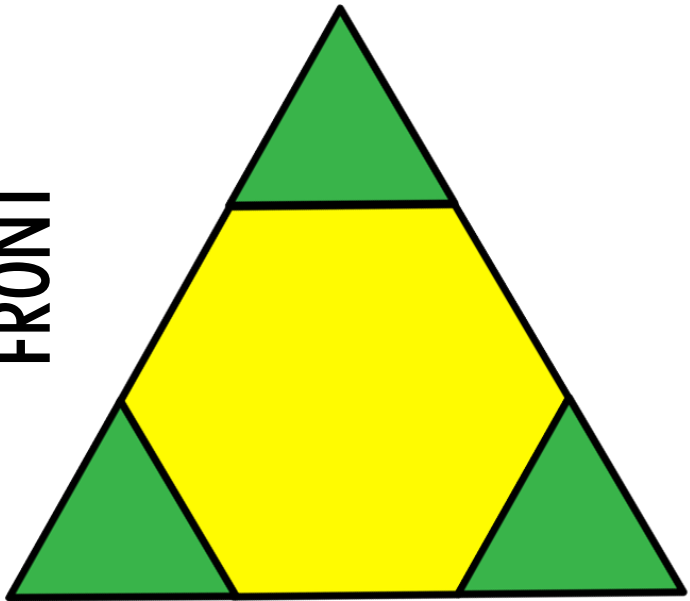


PATTERN BLOCKS

1

Build it UP.

FRONT

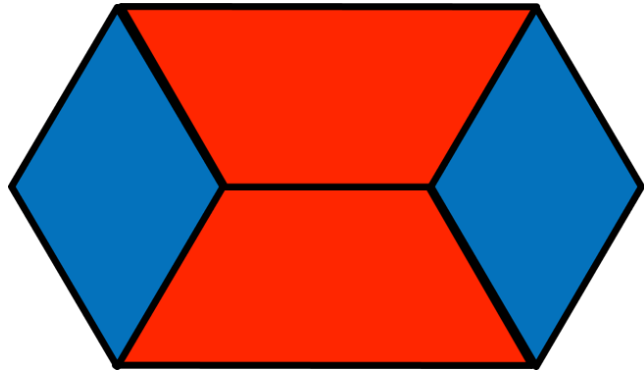


PATTERN BLOCKS

2

Build it UP.

FRONT




PATTERN BLOCKS

3

Build it UP.

FRONT

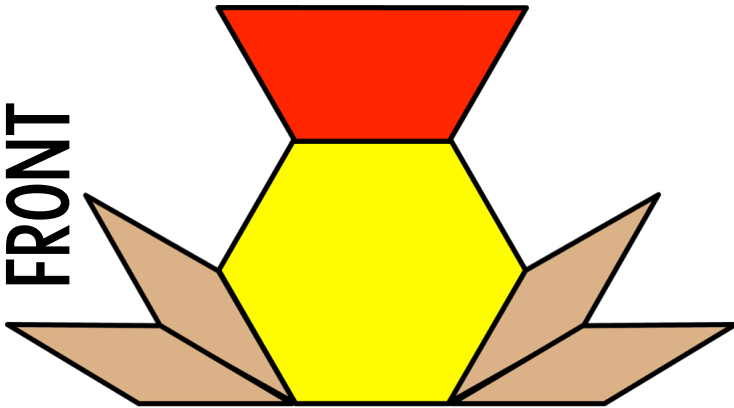


PATTERN BLOCKS

4

Build it UP.

FRONT

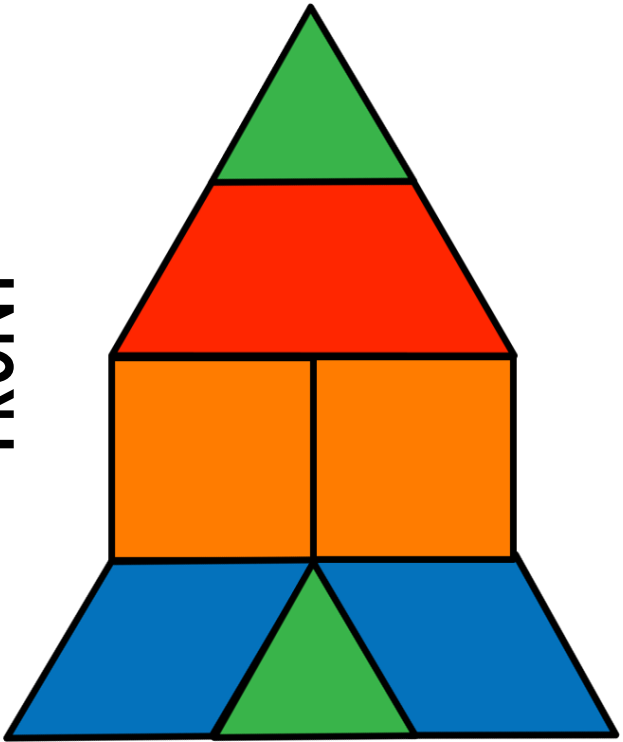


PATTERN BLOCKS

5

Build it UP.

FRONT

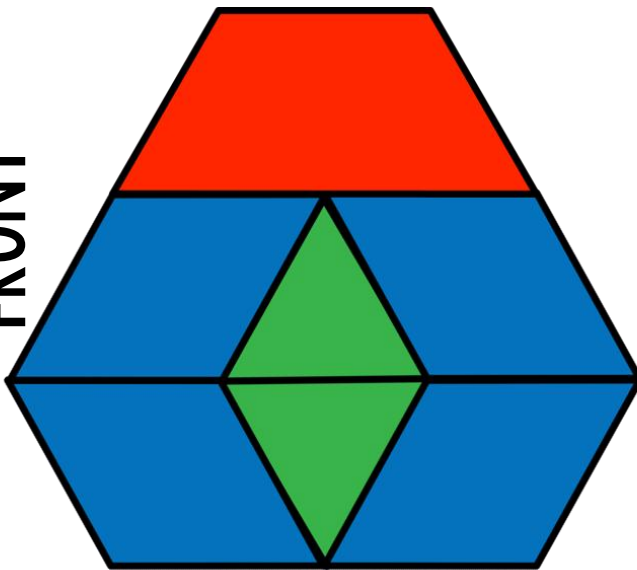


PATTERN BLOCKS

6

Build it UP.

FRONT




PATTERN BLOCKS

7

Build it UP.

FRONT

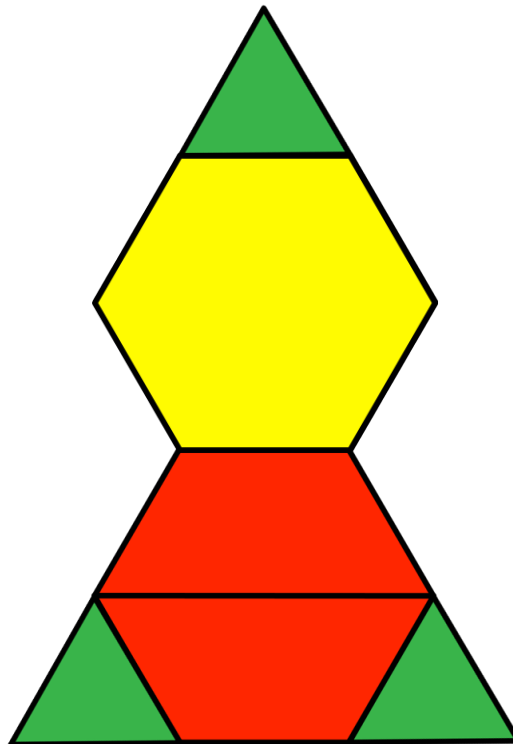


PATTERN BLOCKS

8

Build it UP.

FRONT

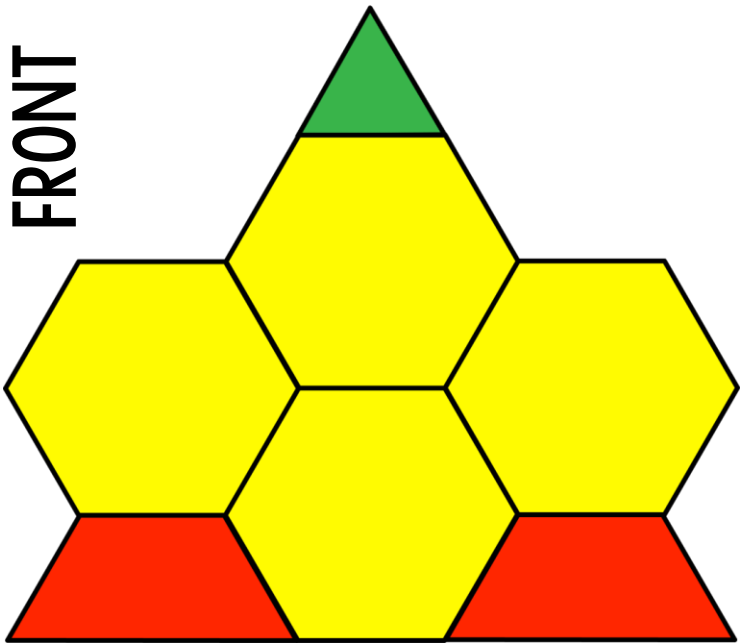


PATTERN BLOCKS

9

Build it UP.

FRONT

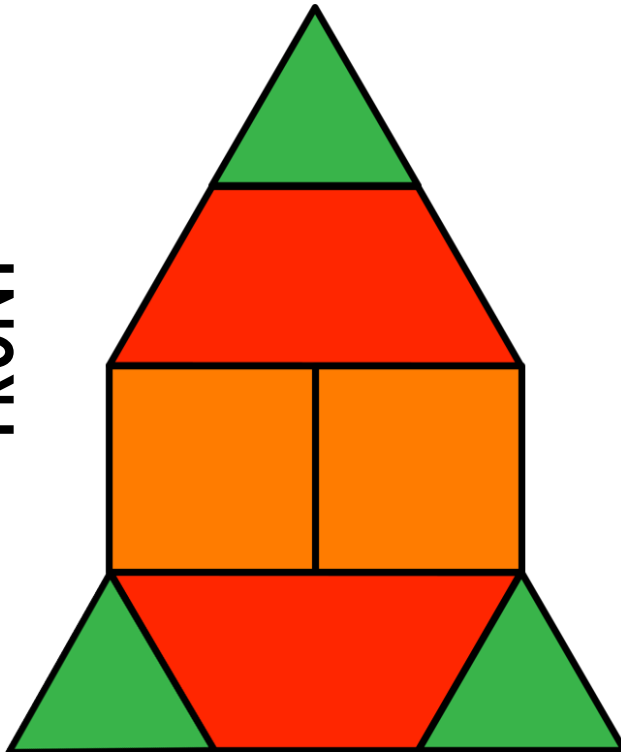


PATTERN BLOCKS

10

Build it UP.

FRONT

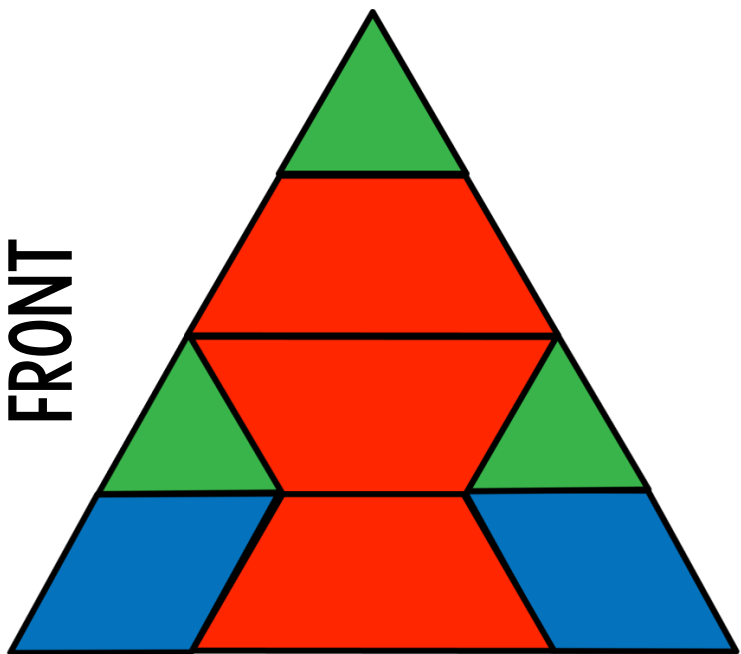


PATTERN BLOCKS

11

Build it UP.

FRONT

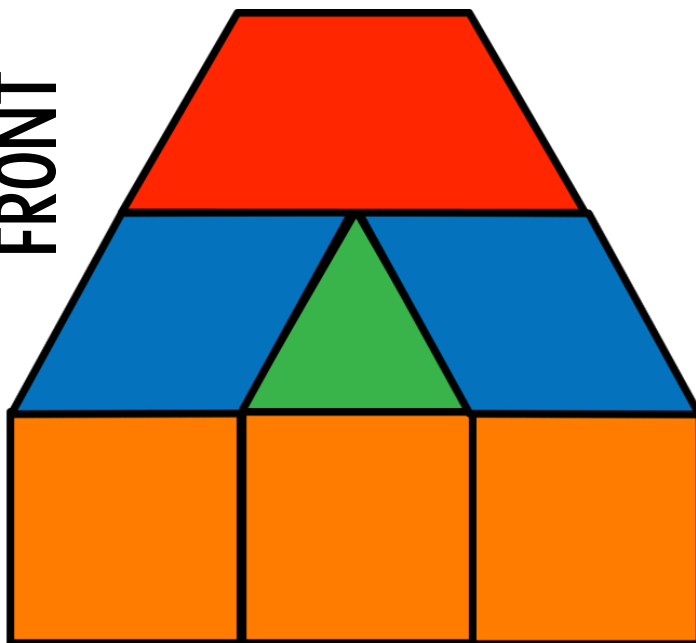


PATTERN BLOCKS

12

Build it UP.

FRONT



TERMS OF USE & CREDITS

Thank you for purchasing a resource created by Brooke Brown of Teach Outside the Box, LLC!

YOU MAY

- Use resources for your own personal use.
- Use resources for your own classroom and/or students
- Copy resources for use in your classroom by your students.
- Purchase unlimited additional licenses for others.
- Review resources for the purpose of recommendation, provided that you provide a link for resources to be purchased directly from Teach Outside the Box.

YOU MAY NOT

- Give resources to others without first purchasing additional licenses.
- Copy resources for use by others without first purchasing additional licenses.
- Post resources (or any portion or modification thereof) on the internet or any website without first obtaining written consent from Brooke Brown.
- Copy or modify any part of this document to offer to others for free or for sale.

CREDITS

Thank you to the following artists for your amazing fonts, digital elements, and clip art that make my resources beautiful and functional!

