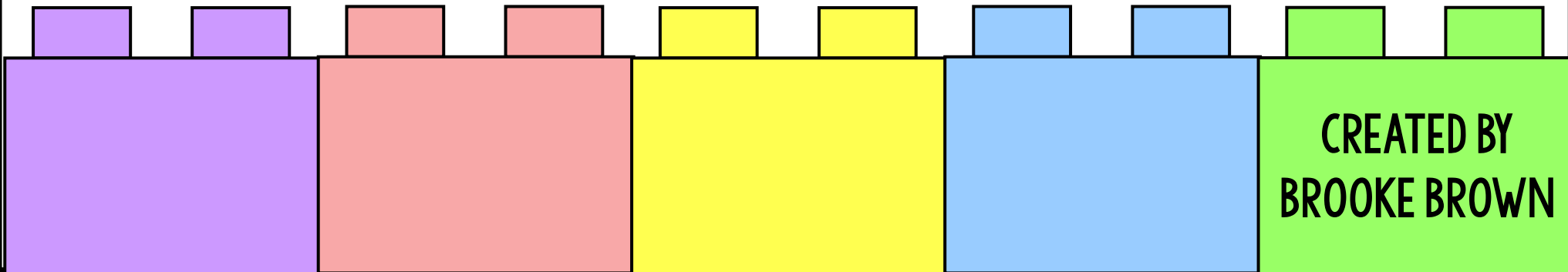


# STEMBins<sup>®</sup>

## BUILD & Write



CREATED BY  
BROOKE BROWN

# CONTENTS

**Pages 3-4: How to Use & Components**

**Page 5: Google Slides and Seesaw links**

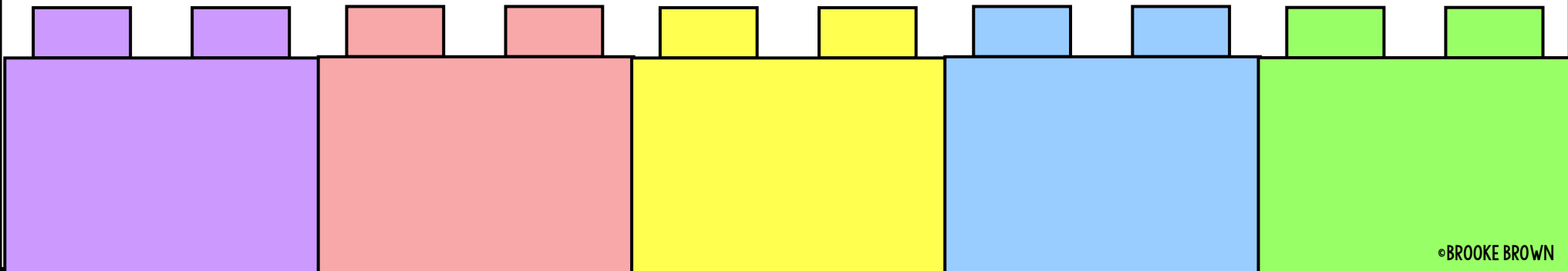
**Pages 6-9: PRINTABLE-Can You Build an Easter Basket?**

**Pages 10-13: PRINTABLE-Can You Build a Storm Shelter?**

**Pages 14-17: PRINTABLE-Can You Build a Ramadan  
Crescent Moon and Star?**

**Pages 18-21: PRINTABLE-Can You Build a Greenhouse?**

**Page 22: Credits**



# HOW TO USE


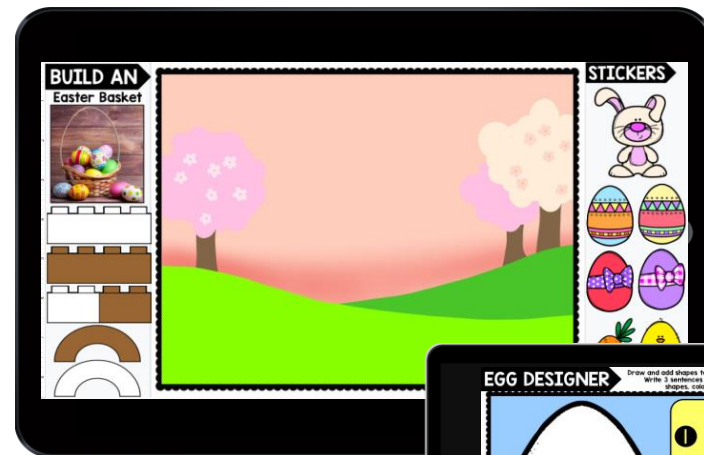
STEM Bins® Build and Write activities combine simple, interactive engineering tasks with engaging writing prompts for first through third grade.

This monthly set contains four seasonal building tasks, related video links, and three writing prompts per task. When combined with [STEM Bins](#), Build and Write is perfect to incorporate into classroom literacy centers. The provided Google Slides and Seesaw versions for paperless or remote learning allow students to build and write in a fully digital format, with no additional supplies required.

## PRINTABLE

A printable worksheet titled "HOW TO DYE EASTER EGGS" with a "Write and Draw" section. It includes a name line and four numbered steps for writing: 1 FIRST, 2 NEXT, 3 THEN, and 4 LAST. Each step has several lines for writing.A printable worksheet titled "EGG DESIGNER". It features a large outline of an Easter egg on the left. To the right, there are three numbered sections (1, 2, 3) for writing. The instructions say: "Decorate your Easter egg! Write 3 sentences to describe your egg's shapes, colors, and patterns."A printable worksheet titled "WOULD YOU RATHER...". It presents a choice between "Dye Easter eggs" and "Hunt for Easter eggs". Below the choice, it says "I would rather" followed by a radio button. To the right, there are three numbered sections (1, 2, 3) for writing reasons. The instructions say: "Write 3 sentences to describe your egg's shapes, colors, and patterns."

## DIGITAL



# COMPONENTS

FOUR MONTHLY TASKS EACH INCLUDE THE FOLLOWING:

## PRINTABLE


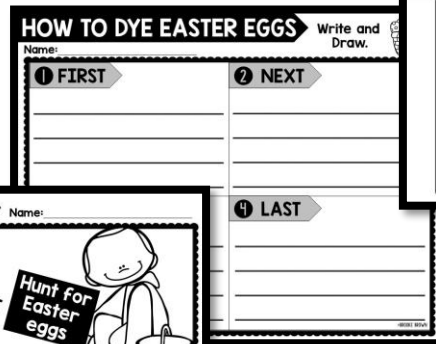

(COMBINE WITH ANY STEM BIN)

BUILDING  
TASK



VIDEO  
LINK


3 WRITING PROMPTS



## DIGITAL


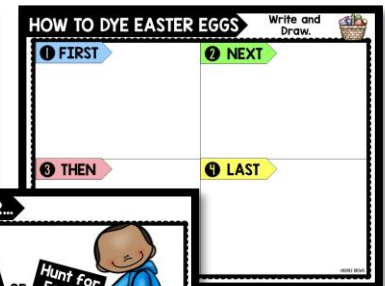

FULLY DIGITAL  
BUILDING TASK

DIGITAL  
STICKERS



VIDEO  
LINK

3 WRITING PROMPTS



# STEMBins<sup>®</sup>

## BUILD & Write



### GOOGLE SLIDES LINKS:

**EASTER BASKET**

**STORM SHELTER**

**RAMADAN CRESCENT  
MOON & STAR**

**GREENHOUSE  
(EARTH DAY)**

### SEESAW LINKS:

**EASTER BASKET**

**STORM SHELTER**

**RAMADAN CRESCENT  
MOON & STAR**


**GREENHOUSE  
(EARTH DAY)**



# CAN YOU BUILD AN EASTER BASKET?



**LEARN MORE**




# EGG DESIGNER

Decorate your Easter egg!  
Write 3 sentences to describe your egg's  
shapes, colors, and patterns.



Name: \_\_\_\_\_



1

---

---

---

---

2

---

---

---

---

3

---

---

---

---

# HOW TO DYE EASTER EGGS

Write the  
steps in order.



Name: \_\_\_\_\_

**1 FIRST**

---

---

---

---

**2 NEXT**

---

---

---

---

**3 THEN**

---

---

---

---

**4 LAST**

---

---

---

---



# WOULD YOU RATHER...

Name: \_\_\_\_\_



**Dye  
Easter  
eggs**

or

**Hunt for  
Easter  
eggs**

I would rather



**REASON 1**

---

---

---

---

**REASON 2**

---

---

---

---

**REASON 3**

---

---

---

---

# CAN YOU BUILD A STORM SHELTER?



LEARN MORE



# RAINY DAY FUN

Make a list of your Top  
Ten favorite things to  
do on a rainy day.

Name: \_\_\_\_\_



1

---

---



2

---

---



3

---

---



4

---

---



5

---

---



6

---

---



7

---

---



8

---

---



9

---

---



10

---


---

# WEATHER REPORT



Name: \_\_\_\_\_

Draw a picture  
of today's weather.



Describe today's weather.

---



---

---

---

---

---



Describe the weekly forecast.

---

---

---

---

---

---

# WEATHER HAIKU


Write a Haiku poem about the weather  
using the 5-7-5 syllable pattern.  
Draw a picture to match your poem.

Name: \_\_\_\_\_

5 syllables

7 syllables

5 syllables




Picture

# CAN YOU BUILD A RAMADAN CRESCENT MOON AND STAR?



LEARN MORE





# RAMADAN FACTS

What did you learn about  
Ramadan from the video?



Name: \_\_\_\_\_

## FACT 1

---

---

---

---

## FACT 2

---

---

---

---

## FACT 3

---

---

---

---

## FACT 4

---

---

---

---

# GOOD DEEDS

During Ramadan, Muslim families focus on acts of charity and good deeds. Make a list of 5 good deeds that you can do for others.

Name: \_\_\_\_\_



---

---



---

---



---

---



---

---



---

---

# FAMILY MEAL

After sunset during Ramadan, Muslim families end their daily fast and share a special meal together called "iftar." Plan a special meal for your family.

Name: \_\_\_\_\_

## PICTURE OF OUR MEAL



## DECORATIONS

---

---

---

## MENU

### FOOD

---

---

---

---

---

### DRINKS

---

---

---


---

---

# CAN YOU BUILD A GREENHOUSE?



**LEARN MORE**



# NATURE SMART

Write 3 things that we SHOULD do  
to take care of our Earth and 3  
things that we SHOULD NOT do.



Name: \_\_\_\_\_

## Dos

1

---

---

---

2

---

---

---

3

---

---

---

## Don'ts

1

---

---

---

2

---

---

---

3

---

---

---

# TRASH TO TREASURE

How many different ways  
can you think of to reuse or  
repurpose these waste  
products? Be creative!

Name: \_\_\_\_\_

## Waste Item

## Reuse It!

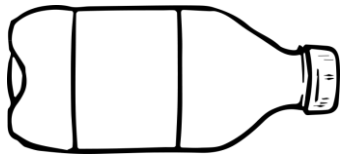
**Paper**



---

---

**Plastic Bottle**



---

---


**Toilet Paper Roll**



---

---

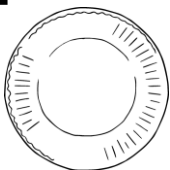
**Plastic Bag**



---

---

**Paper Plate**



---

---



# CHANGE MAKER

Write a letter to the mayor of your city to share ideas for improving your community. What are some ways that we could save water and energy, reduce waste, and make our city healthier?

Date: \_\_\_\_\_

Dear \_\_\_\_\_,

---

---


---

---

---

---

---



Closing: \_\_\_\_\_,

Signature: \_\_\_\_\_

# TERMS OF USE AND CREDITS

Thank you for purchasing a resource created  
by Brooke Brown of Teach Outside the Box LLC!

## You May

- Use resources for your own personal use.
- Use resources for your own classroom and/or students
- Copy resources for use in your classroom by your students.
- Purchase unlimited additional licenses for others.
- Review resources for the purpose of recommendation, provided that you provide a link for resources to be purchased directly from Teach Outside the Box.

## You May Not

- Give resources to others without first purchasing additional licenses.
- Copy resources for use by others without first purchasing additional licenses.
- Post resources (or any portion or modification thereof) on the internet or any website without first obtaining written consent from Brooke Brown.
- Copy or modify any part of this document to offer to others for free or for sale.

## Credits

Thank you to the following artists for your amazing fonts, digital elements, and clip art that make my resources beautiful and functional!

