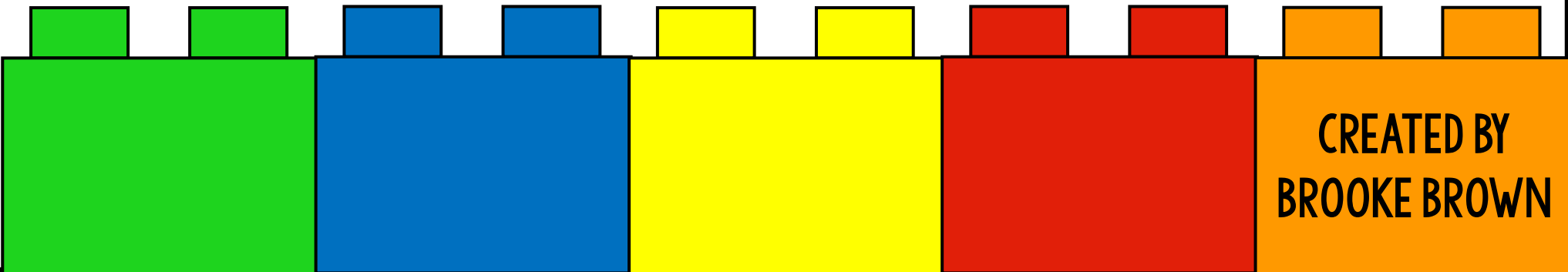
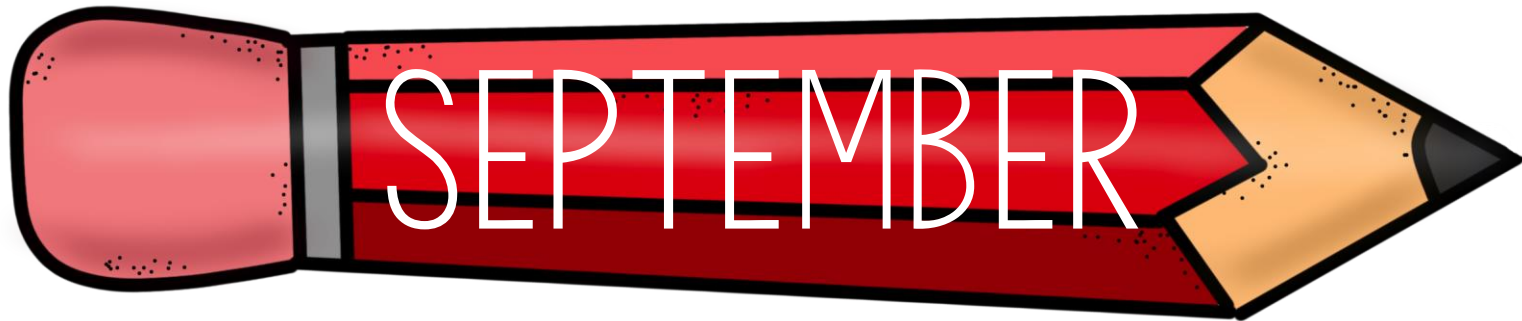


STEMBins[®]

BUILD & Write



CREATED BY
BROOKE BROWN

CONTENTS

Pages 3-4: How to Use & Components

Page 5: Google Slides and Seesaw links

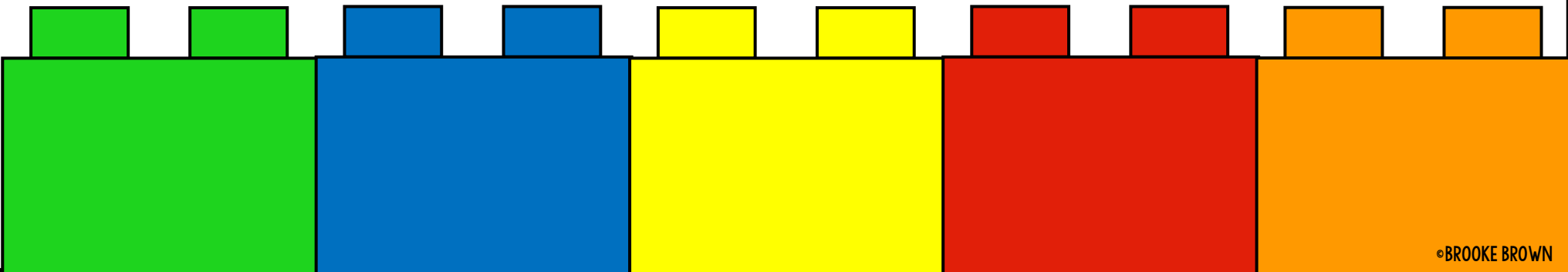
Pages 6-9: PRINTABLE-Can You Build a Classroom?

Pages 10-13: PRINTABLE-Can You Build a Playground?

Pages 14-17: PRINTABLE-Can You Build a Lunchbox?

Pages 18-21: PRINTABLE-Can You Build a School Bus?

Page 22: Credits



HOW TO USE

STEM Bins® Build and Write activities combine simple, interactive engineering tasks with engaging writing prompts for first through third grade.

This monthly set contains four seasonal building tasks, related video links, and three writing prompts per task. When combined with [STEM Bins](#), Build and Write is perfect to incorporate into classroom literacy centers. The provided Google Slides and Seesaw versions for paperless or remote learning allow students to build and write in a fully digital format, with no additional supplies required.

PRINTABLE

CAN YOU BUILD A PLAYGROUND?



LEARN MORE



RECESS RULES

Name: _____

Write and draw four important recess expectations.

RULE 1	RULE 2
RULE 3	RULE 4

FUN AND GAMES

What are the Top Ten activities that you like to do at recess? Name: _____

1	6
2	7
3	8
4	9
5	10

WOULD YOU RATHER... Name: _____

Have Outdoor Recess or Have Indoor Recess

I would rather _____

REASON 1	REASON 2	REASON 3

DIGITAL

BUILD A Playground



WOULD YOU RATHER...

Have Outdoor Recess or Have Indoor Recess

I would rather _____

REASON 1	REASON 2	REASON 3

COMPONENTS

FOUR MONTHLY TASKS EACH INCLUDE THE FOLLOWING:

PRINTABLE

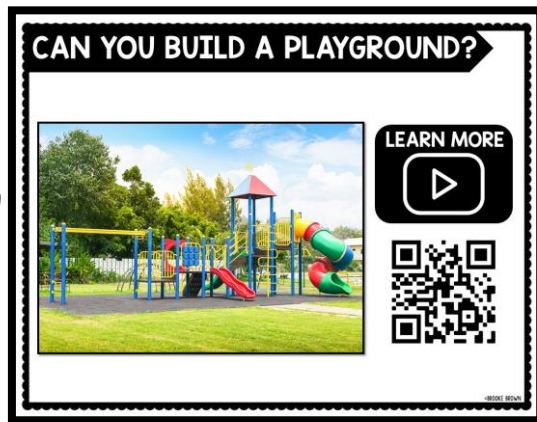
(COMBINE WITH ANY STEM BIN)

DIGITAL

FULLY DIGITAL BUILDING TASK


DIGITAL STICKERS

BUILDING TASK







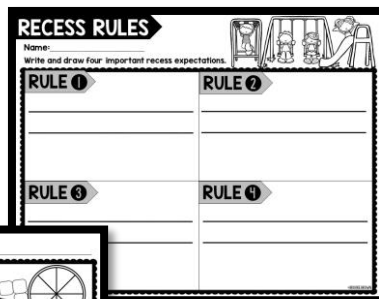

VIDEO LINK

VIDEO LINK



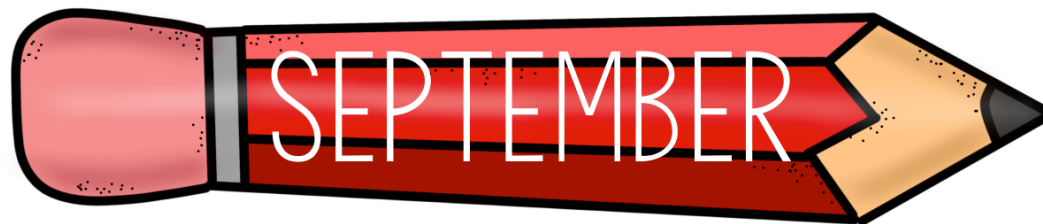
3 WRITING PROMPTS

3 WRITING PROMPTS



STEMbins[®]

BUILD & Write



GOOGLE SLIDES LINKS:

CLASSROOM

PLAYGROUND

LUNCHBOX

SCHOOL BUS

SEESAW LINKS:

CLASSROOM

PLAYGROUND


LUNCHBOX

SCHOOL BUS

CAN YOU BUILD A CLASSROOM?



LEARN MORE




LETTER TO MY TEACHER

Write a friendly letter to your new teacher! Share all about you and ask questions about your new classroom and grade level.

Name: _____

Date: _____

Dear _____,



Closing: _____,

Signature: _____

HOPES AND DREAMS

Write and draw your hopes and dreams for this year.



Name: _____

I hope that I learn about...	One thing I hope to improve in is...	Something new I'd like to try this year is...
<hr/> <hr/>	<hr/> <hr/>	<hr/> <hr/>
I am excited about...	When I grow up, I want to be...	Someone that I look up to or admire is...
<hr/> <hr/>	<hr/> <hr/>	<hr/> <hr/>

CAN YOU BUILD A PLAYGROUND?



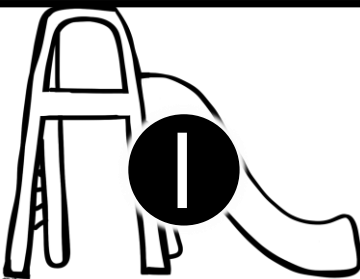
LEARN MORE

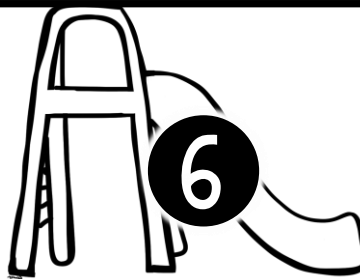


FUN AND GAMES

What are the Top Ten activities that you like to do at recess?

Name: _____











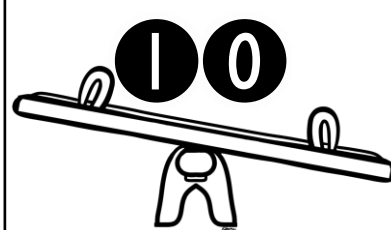












WOULD YOU RATHER...



Name: _____



**Have
Outdoor
Recess**

or

**Have
Indoor
Recess**



I would rather

REASON 1


REASON 2

REASON 3

RECESS RULES

Name: _____

Write and draw four important recess expectations.



RULE 1

RULE 2

RULE 3

RULE 4

CAN YOU BUILD A LUNCHBOX?



LEARN MORE



MY HEALTHY PLATE

List and draw pictures of healthy foods and drinks. Then, write four facts that you learned from the video.



Name: _____

Healthy Foods and Drinks

FACT 1

FACT 2


FACT 3


FACT 4


FOOD FAVES


What are your Top Ten favorite foods?


Name: _____

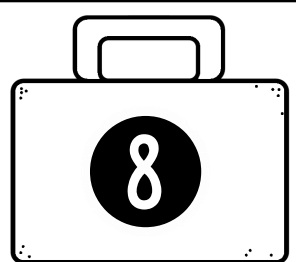


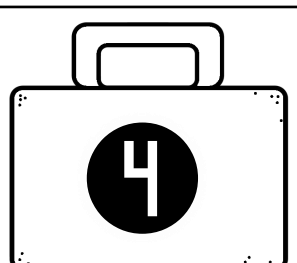


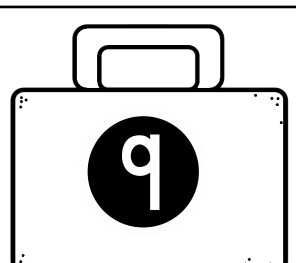





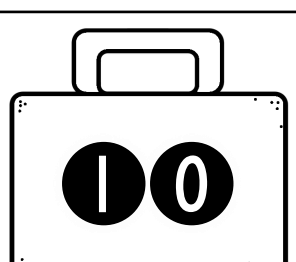






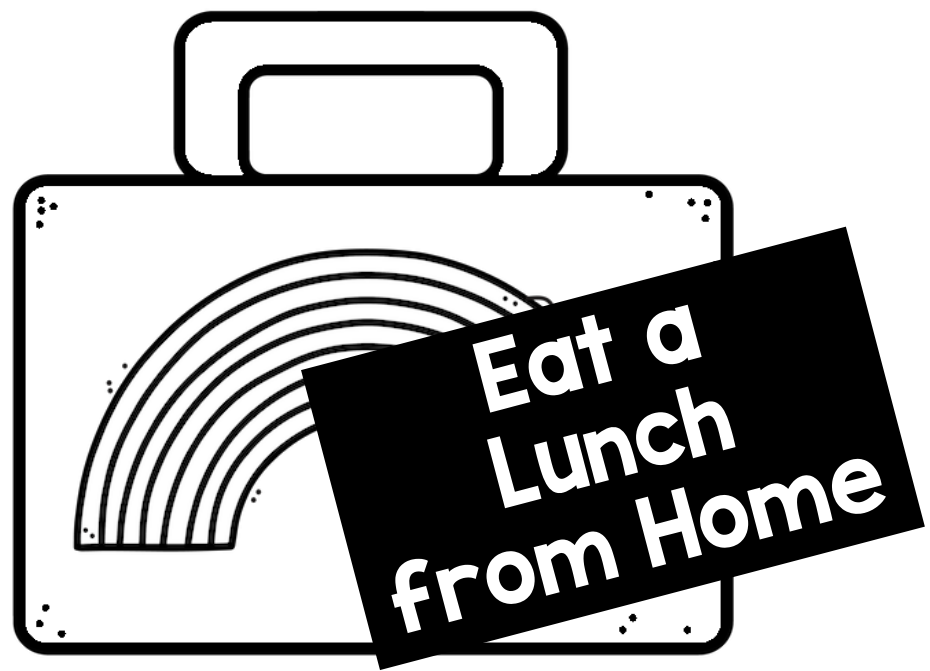







WOULD YOU RATHER...

Name: _____



or



I would rather


REASON 1

REASON 2

REASON 3


CAN YOU BUILD A SCHOOL BUS?

LEARN MORE



IF I WAS A BUS DRIVER...

Name: _____





Imagine that you are a school bus driver! Write all about where you would go and what you would do.

OFF TO SCHOOL!

Imagine that you could take ANY form of transportation to get to school. Which mode of transportation would you choose and why?

Name: _____

The best way to get to school would be




REASON 1

REASON 2

REASON 3

FIELD TRIP!

Pretend that you are on a Field Trip with your teacher and classmates!
Make a scrapbook with three special places that you visited. Add drawings and write descriptions for each location.



Name: _____

Location

Picture

Description

Location

Picture

Description

Location

Picture

Description

TERMS OF USE AND CREDITS

Thank you for purchasing a resource created by Brooke Brown of Teach Outside the Box LLC!

You May

- Use resources for your own personal use.
- Use resources for your own classroom and/or students
- Copy resources for use in your classroom by your students.
- Purchase unlimited additional licenses for others.
- Review resources for the purpose of recommendation, provided that you provide a link for resources to be purchased directly from Teach Outside the Box.

You May Not

- Give resources to others without first purchasing additional licenses.
- Copy resources for use by others without first purchasing additional licenses.
- Post resources (or any portion or modification thereof) on the internet or any website without first obtaining written consent from Brooke Brown.
- Copy or modify any part of this document to offer to others for free or for sale.

Credits

Thank you to the following artists for your amazing fonts, digital elements, and clip art that make my resources beautiful and functional!

