
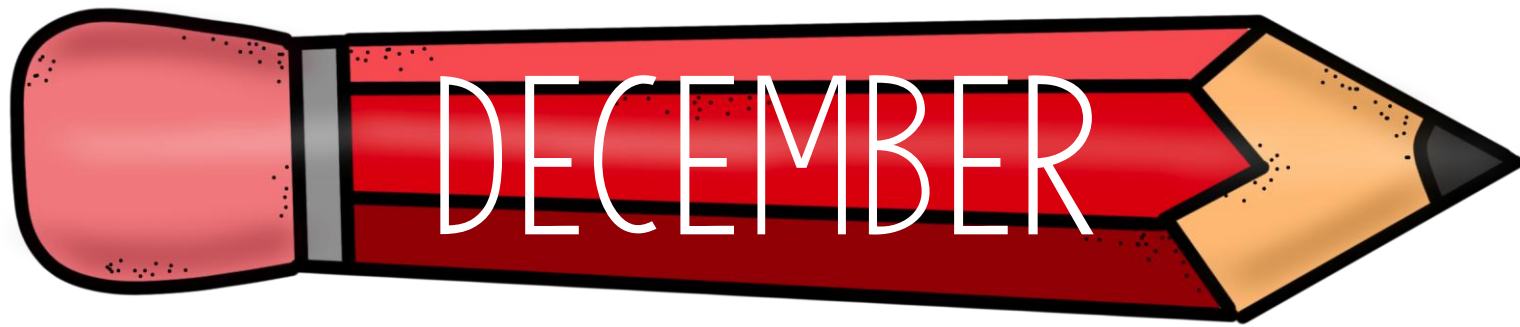


# STEMBins<sup>®</sup>

## BUILD & Write



# CONTENTS

**Pages 3-4: How to Use & Components**

**Page 5: Google Slides and Seesaw links**


**Pages 6-9: PRINTABLE-Can You Build a Gingerbread House?**

**Pages 10-13: PRINTABLE-Can You Build a Christmas Tree?**

**Pages 14-17: PRINTABLE-Can You Build a Dreidel? (Hanukkah)**

**Pages 18-21: PRINTABLE-Can You Build a Unity Cup or *kikombe cha umoja*? (Kwanzaa)**

**Page 22: Credits**


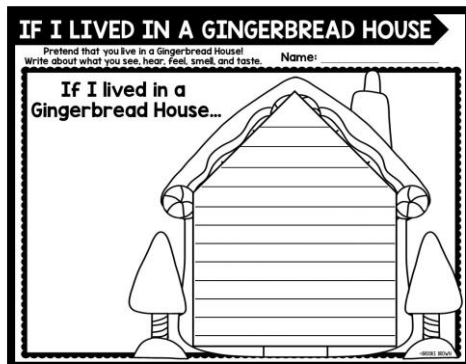
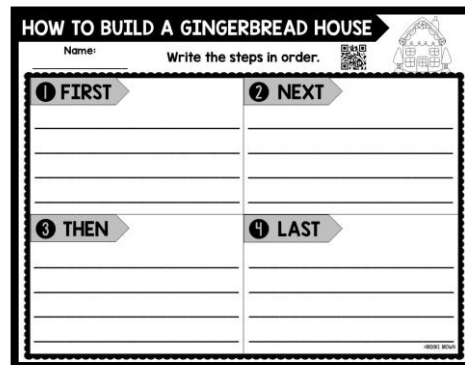


# HOW TO USE

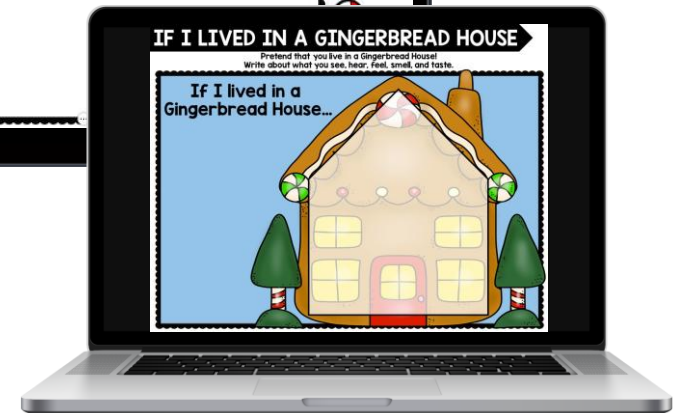

STEM Bins® Build and Write activities combine simple, interactive engineering tasks with engaging writing prompts for first through third grade.

This monthly set contains four seasonal building tasks, related video links, and three writing prompts per task. When combined with [STEM Bins](#), Build and Write is perfect to incorporate into classroom literacy centers. The provided Google Slides and Seesaw versions for paperless or remote learning allow students to build and write in a fully digital format, with no additional supplies required.

## PRINTABLE



## DIGITAL



# COMPONENTS

FOUR MONTHLY TASKS EACH INCLUDE THE FOLLOWING:

## PRINTABLE



(COMBINE WITH ANY STEM BIN)

BUILDING  
TASK



VIDEO  
LINK

3 WRITING PROMPTS




## DIGITAL

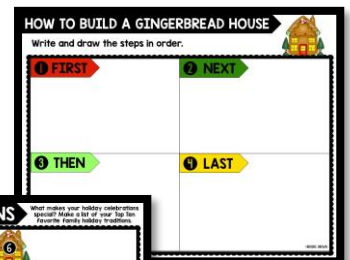

FULLY DIGITAL  
BUILDING TASK

DIGITAL  
STICKERS

VIDEO  
LINK



3 WRITING PROMPTS



# STEMBins®

## BUILD & Write



### GOOGLE SLIDES LINKS:

**GINGERBREAD  
HOUSE**

**CHRISTMAS TREE**

**DREIDEL  
(HANUKKAH)**

**UNITY CUP  
KIKOMBE CHA UMOJA  
(KWANZAA)**

### SEESAW LINKS:

**GINGERBREAD  
HOUSE**

**CHRISTMAS TREE**

**DREIDEL  
(HANUKKAH)**

**UNITY CUP  
KIKOMBE CHA UMOJA  
(KWANZAA)**



# CAN YOU BUILD A GINGERBREAD HOUSE?



LEARN MORE



# HOW TO BUILD A GINGERBREAD HOUSE



Name: \_\_\_\_\_

Write the steps in order.



## 1 FIRST

---

---

---

---

## 2 NEXT

---

---

---

---

## 3 THEN

---

---

---

---

## 4 LAST

---

---

---


---

# IF I LIVED IN A GINGERBREAD HOUSE

Pretend that you live in a Gingerbread House!  
Write about what you see, hear, feel, smell, and taste.

Name: \_\_\_\_\_

**If I lived in a  
Gingerbread House...**






# HOLIDAY TRADITIONS

What makes your holiday celebrations special? Make a list of your Top Ten favorite family holiday traditions.

Name: \_\_\_\_\_



---

---

---



---

---

---



---

---

---



---

---

---



---

---


---



---

---

---



---

---

---



---

---


---



---

---

---



---


---

---

# CAN YOU BUILD A CHRISTMAS TREE?



LEARN MORE



# LETTER TO THE NORTH POLE

Write a friendly letter  
to Santa Clause, a  
reindeer, or an elf!

Name: \_\_\_\_\_

Date: \_\_\_\_\_

Dear \_\_\_\_\_,

---

---

---

---

---

---

---

---



Closing: \_\_\_\_\_,

Signature: \_\_\_\_\_

# WOULD YOU RATHER...

Name: \_\_\_\_\_



**Decorate  
the Tree**

or

**Wrap  
Presents**



**I would rather**

**REASON 1**

**REASON 2**

**REASON 3**

---

---

---

---

---

---

---

---

---

# HOW TO DECORATE A CHRISTMAS TREE



Write about how to decorate a Christmas Tree.

Name: \_\_\_\_\_

Make a list of the supplies you need and write the steps in order.

## WHAT YOU NEED:

### FIRST

### NEXT

### THEN

### LAST

1

2

3

4

5





# CAN YOU BUILD A DREIDEL?

*Hanukkah*



LEARN MORE



# ALL ABOUT HANUKKAH

Write 4 facts that you  
learned about  
Hanukkah from the video.



Name: \_\_\_\_\_

**FACT 1**

---

---

---

---

**FACT 2**

---

---

---

---

**FACT 3**

---

---

---

---

**FACT 4**

---

---

---

---

# GIVE AND RECEIVE

Write about 3 special gifts  
you've received and 3 gifts  
you'd like to give to others.

Name: \_\_\_\_\_

## Special Gifts I've Received



From: \_\_\_\_\_

What was the gift?

Why was it special?



From: \_\_\_\_\_

What was the gift?

Why was it special?



From: \_\_\_\_\_

What was the gift?

Why was it special?

## Gifts I'd Like to Give



To: \_\_\_\_\_

What is the gift?

What makes it special?



To: \_\_\_\_\_

What is the gift?

What makes it special?



To: \_\_\_\_\_

What is the gift?

What makes it special?

# HOW TO PLAY THE DREIDEL GAME



Write about how to play the dreidel game.  
List some of the important rules and what happens  
when the dreidel lands on each face.



Name: \_\_\_\_\_

## RULES:

1

נ

nun

2

ג

gimel

3

ה

hei

4

ש

shin

5

# CAN YOU BUILD A UNITY CUP? (KIKOMBE CHA UMOJA)

*Kwanzaa*



LEARN MORE





# ALL ABOUT KWANZAA

Write 4 facts that you learned about Kwanzaa from the video.



Name: \_\_\_\_\_

## FACT 1

---

---

---

---

## FACT 2

---

---

---

---

## FACT 3

---

---

---

---

## FACT 4

---

---


---

---

# KWANZAA PRINCIPLES

Choose two of the seven principles of Kwanzaa. Write an example of how you will show or practice it in your life.

Name: \_\_\_\_\_



**I WILL SHOW**

**BY**

**I WILL SHOW**

**BY**

# KWANZAA SYMBOLS

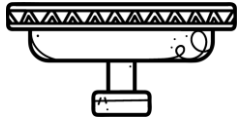
Write the meaning of the seven primary Kwanzaa symbols and why they are an important part of the holiday.



Name: \_\_\_\_\_



**Kikombe cha Umoja**  
(The Unity Cup)



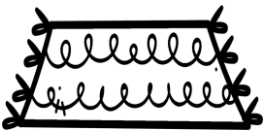
**Kinara**  
(The Candle Holder)



**Mazao**  
(The Crops)



**Mishumaa Saba**  
(The Seven Candles)



**Mkeka**  
(The Mat)



**Muhindi**  
(The Corn)



**Zawadi**  
(The Gifts)

# TERMS OF USE AND CREDITS

Thank you for purchasing a resource created  
by Brooke Brown of Teach Outside the Box LLC!

## You May

- Use resources for your own personal use.
- Use resources for your own classroom and/or students
- Copy resources for use in your classroom by your students.
- Purchase unlimited additional licenses for others.
- Review resources for the purpose of recommendation, provided that you provide a link for resources to be purchased directly from Teach Outside the Box.

## You May Not

- Give resources to others without first purchasing additional licenses.
- Copy resources for use by others without first purchasing additional licenses.
- Post resources (or any portion or modification thereof) on the internet or any website without first obtaining written consent from Brooke Brown.
- Copy or modify any part of this document to offer to others for free or for sale.

## Credits

Thank you to the following artists for your amazing fonts, digital elements, and clip art that make my resources beautiful and functional!

