

STEMbins[®]

BUILD & Write



CREATED BY
BROOKE BROWN

CONTENTS

Pages 3-4: How to Use & Components

Page 5: Google Slides and Seesaw links

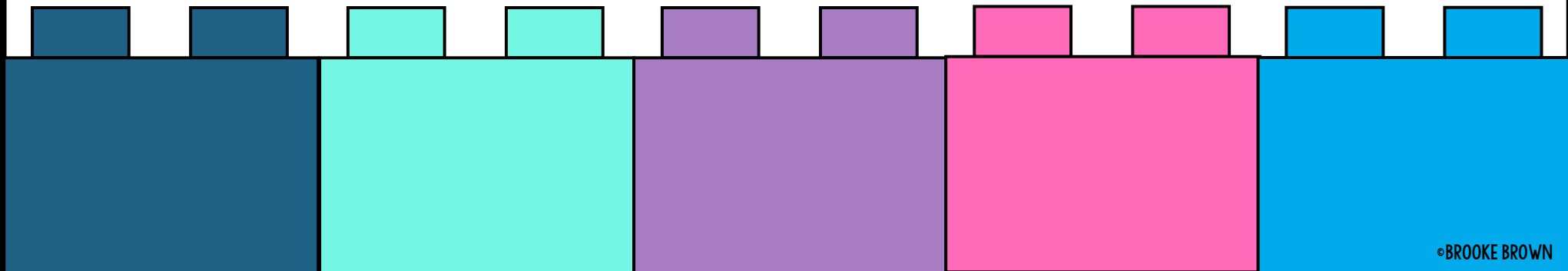
Pages 6-9: PRINTABLE-Can You Build a Snowman?

Pages 10-13: PRINTABLE-Can You Build a Snowflake?

Pages 14-17: PRINTABLE-Can You Build an Animal Den?

Pages 18-21: PRINTABLE-Can You Build an Igloo?

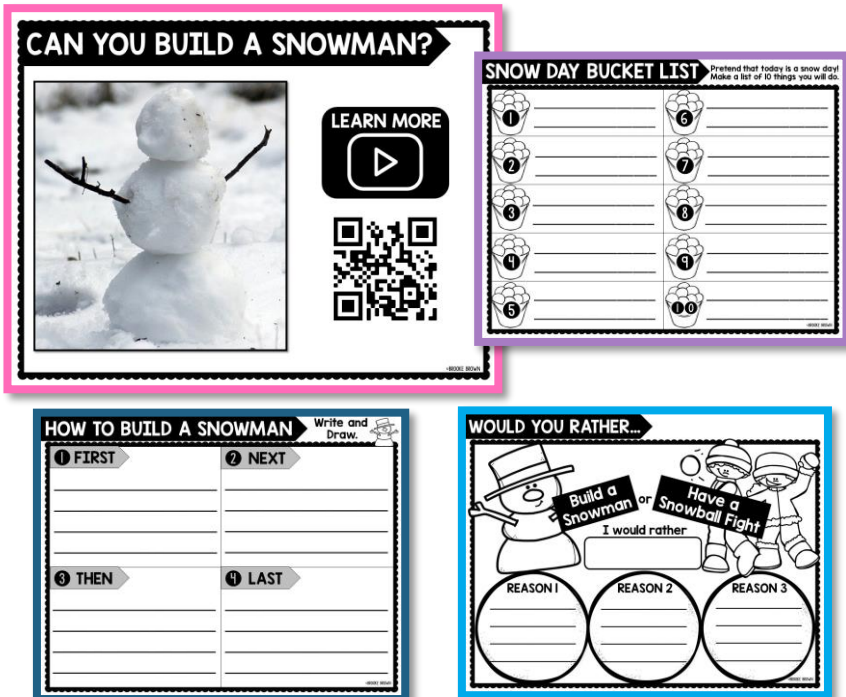
Page 22: Credits



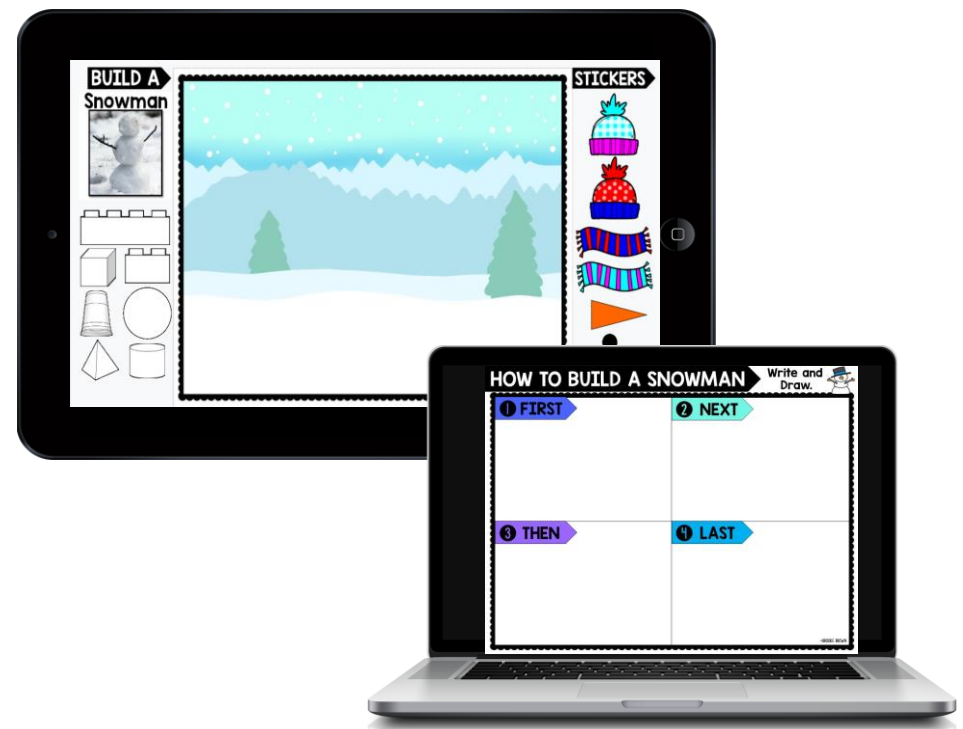
HOW TO USE

STEM Bins® Build and Write activities combine simple, interactive engineering tasks with engaging writing prompts for first through third grade. Each monthly set contains four seasonal building tasks, related video links, and three writing prompts per task. When combined with [STEM Bins](#), Build and Write is perfect to incorporate into classroom literacy centers. The provided Google Slides and Seesaw versions for paperless or remote learning allow students to build and write in a fully digital format, with no additional supplies required.

PRINTABLE



DIGITAL



COMPONENTS

FOUR MONTHLY TASKS EACH INCLUDE THE FOLLOWING:

PRINTABLE

(COMBINE WITH ANY STEM BIN)

DIGITAL

FULLY DIGITAL BUILDING TASK


DIGITAL STICKERS

BUILDING TASK




VIDEO LINK




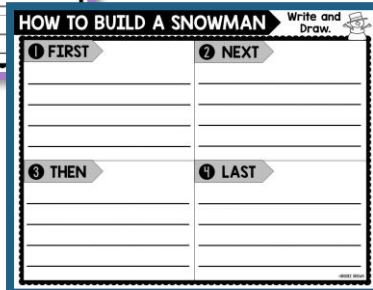

VIDEO LINK



3 WRITING PROMPTS



3 WRITING PROMPTS



STEMbins[®]

BUILD & Write



GOOGLE SLIDES LINKS:

SNOWMAN

SNOWFLAKE

ANIMAL DEN

IGLOO

SEESAW LINKS:

SNOWMAN

SNOWFLAKE


ANIMAL DEN

IGLOO

CAN YOU BUILD A SNOWMAN?



LEARN MORE



HOW TO BUILD A SNOWMAN

Name: _____



1 FIRST

2 NEXT


3 THEN

4 LAST

SNOW DAY BUCKET LIST

Pretend that today is a snow day! Make a list of 10 things you will do.

Name: _____

























WOULD YOU RATHER...

Name: _____



Build a Snowman

or

Have a Snowball Fight



I would rather

REASON 1


REASON 2

REASON 3

CAN YOU BUILD A SNOWFLAKE?



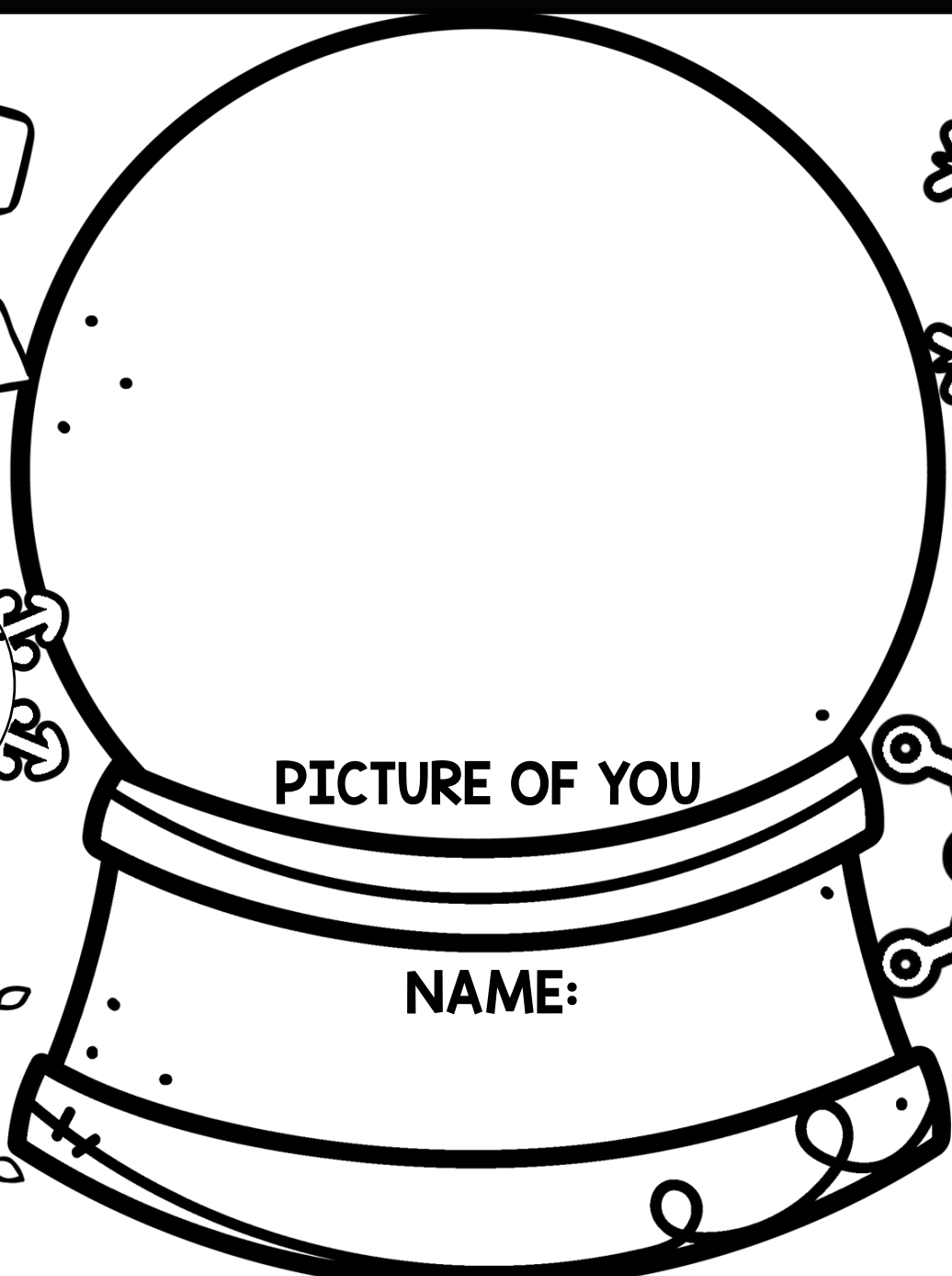
LEARN MORE



TRAPPED IN A SNOW GLOBE!

Write at least 3 words for each sense to describe what it would be like to be inside a snow globe.

Name: _____



I SEE...

I FEEL...

I SMELL...

I HEAR...

I TASTE...

PICTURE OF YOU










NAME:

SYMMETRY ALL AROUND

Make a list of 10 different objects that are SYMMETRICAL, just like snowflakes!

Draw a picture for each object.

Name: _____



SAME AND DIFFERENT


There are no two snowflakes alike! Choose a friend and write 3 ways that you are SIMILAR and 3 ways you are DIFFERENT.

Name: _____

ME

FRIEND: _____


BOTH



CAN YOU BUILD AN ANIMAL DEN?



LEARN MORE



FACTS ABOUT HIBERNATION

What did you learn about hibernation from the video?



Name: _____

FACT 1

FACT 2


FACT 3

FACT 4

WARM AND COZY


Write 5 different ways that you stay warm and cozy in winter.
Where do you go? What do you wear?
What do you do? What do you eat and drink?

Name: _____












IN WINTER, WOULD YOU RATHER...


Name: _____



HIBERNATE

or

MIGRATE



I would rather

REASON 1

REASON 2

REASON 3

CAN YOU BUILD AN IGLOO?




LEARN MORE



FACTS ABOUT IGLOOS

What did you learn about igloos from the video?



Name: _____

FACT 1

FACT 2

FACT 3

FACT 4

HOME SWEET HOME


Write 3 ways that your home and an igloo are SIMILAR and 3 ways that they are DIFFERENT.

Name: _____



MY HOME

IGLOO



BOTH

A large Venn diagram with two overlapping circles. The left circle is labeled 'MY HOME', the right circle is labeled 'IGLOO', and the overlapping area is labeled 'BOTH'. The interior of each circle is filled with horizontal lines for writing.


LETTER FROM THE ARCTIC

Pretend you are on a vacation in the Arctic! Write a friendly letter to a family member or friend about your trip.

Name: _____

Date: _____

Dear _____,



Closing: _____,

Signature: _____

TERMS OF USE AND CREDITS

Thank you for purchasing a resource created by Brooke Brown of Teach Outside the Box LLC!

You May

- Use resources for your own personal use.
- Use resources for your own classroom and/or students
- Copy resources for use in your classroom by your students.
- Purchase unlimited additional licenses for others.
- Review resources for the purpose of recommendation, provided that you provide a link for resources to be purchased directly from Teach Outside the Box.

You May Not

- Give resources to others without first purchasing additional licenses.
- Copy resources for use by others without first purchasing additional licenses.
- Post resources (or any portion or modification thereof) on the internet or any website without first obtaining written consent from Brooke Brown.
- Copy or modify any part of this document to offer to others for free or for sale.

Credits

Thank you to the following artists for your amazing fonts, digital elements, and clip art that make my resources beautiful and functional!

