


# POOL NOODLES



STEM  
Bins®

*SPEED* ⚙️ *BUILDS*

  
TEACH  
—outside the box—

# CONTENTS

**\*\*\*LEVEL 1 cards recommended for Pre-K-2<sup>nd</sup> Grade**

**\*\*\*LEVEL 2 cards recommended for  
2<sup>nd</sup> Grade-5<sup>th</sup> Grade**

**Page 3: How to Use**

**Page 4: Organization**

**Page 5: What are My Students Learning?**


**Page 6: Pool Noodle box covers**

**Pages 7-9: Pool Noodles - LEVEL 1 - BUILD IT FLAT**

**Pages 10-12: Pool Noodles - LEVEL 2 - BUILD IT UP**

**Page 13: Credits**

**CLICK HERE  
FOR MORE  
SPEED BUILD  
CHALLENGES!**



# HOW TO USE

STEM Bins Speed Builds are ideal for hands-on morning work, early finishers, enrichment, and team building. Two different difficulty levels are provided: Level 1 (BUILD IT FLAT) and Level 2 (BUILD IT UP) to accommodate a range of learning levels. There are 12 cards provided per difficulty level.

Students can collaborate with partners or can complete tasks independently.

The colors of the materials on the cards DO NOT need to match structures.

## OPTIONS FOR USE:

### 1) PARTNER SPEED BUILDS:

Groups of 2 students collaborate to complete card challenges together.

### 2) INDEPENDENT SPEED BUILDS:

Students work through challenge cards independently.

**LEVEL 1:**  
(Pre-K-  
2nd Grade)  
**BUILD IT  
FLAT**



**LEVEL 2:**  
(2nd-5th  
Grade)  
**BUILD IT  
UP**



# ORGANIZATION

Card sets will fit in 4 x 6 photo cases, or you may hole punch them and put them on a binder ring.


[CLICK HERE FOR LINK TO PHOTO CASE BOX](#)



Level 1 Cards







Level 2 Cards



## Required Materials


\*\*\*Colors of materials DO NOT need to match cards.\*\*\*

USE A SERRATED KNIFE TO CUT [POOL NOODLES](#) INTO THE FOLLOWING SHAPES/SIZES. ONE POOL NOODLE WILL HAVE ENOUGH PIECES FOR ABOUT 4 STUDENTS OR 4 PAIRS OF STUDENTS.

Pool Noodle Circles (1" thick)		8 per student or pair
Pool Noodle Half Circles (1" thick)		6 per student or pair
Pool Noodle Quarter Circles (1" thick)		8 per student or pair
Toothpicks		16 per student or pair

# WHAT ARE MY STUDENTS LEARNING?

- Spatial Reasoning
- Logical Thinking
- Problem Solving
- Examining Multiple Perspectives
- Composing and Decomposing Structures
- Shape Translations
- Exploring, Comparing, and Contrasting Properties of Materials
- Fine Motor Skills
- Perseverance
- Collaborative Skills



# POOL NOODLES: COVER CARDS

Use the covers below for **4 x 6 photo cases**  
or the front of the Speed Build card rings.



**STEMBins®**  
**SPEED ⚙️ BUILDS**

LEVEL  
1

**POOL NOODLES**



©BROOKE BROWN

**STEMBins®**  
**SPEED ⚙️ BUILDS**

LEVEL  
2

**POOL NOODLES**




©BROOKE BROWN

# POOL NOODLES

## LEVEL 1

1



STEM Bins SPEED BUILDS

©BROOKE BROWN

# POOL NOODLES

## LEVEL 1

2



STEM Bins SPEED BUILDS

©BROOKE BROWN

# POOL NOODLES

## LEVEL 1

3




STEM Bins SPEED BUILDS

©BROOKE BROWN

# POOL NOODLES

## LEVEL 1

4



STEM Bins SPEED BUILDS

©BROOKE BROWN

# POOL NOODLES

## LEVEL I

5



STEM Bins SPEED BUILDS

©BROOKE BROWN

# POOL NOODLES

## LEVEL I

6



STEM Bins SPEED BUILDS

©BROOKE BROWN

# POOL NOODLES

## LEVEL I

7



STEM Bins SPEED BUILDS

©BROOKE BROWN

# POOL NOODLES

## LEVEL I

8




STEM Bins SPEED BUILDS

©BROOKE BROWN

# POOL NOODLES

## LEVEL 1

9




STEM Bins SPEED BUILDS

©BROOKE BROWN

# POOL NOODLES

## LEVEL 1

10



STEM Bins SPEED BUILDS

©BROOKE BROWN

# POOL NOODLES

## LEVEL 1

11



STEM Bins SPEED BUILDS

©BROOKE BROWN

# POOL NOODLES

## LEVEL 1

12



STEM Bins SPEED BUILDS


©BROOKE BROWN

# POOL NOODLES


1

LEVEL 2


YOU NEED: 8 ○ 16 /



FRONT



TOP



STEM Bins SPEED BUILDS

©BROOKE BROWN

# POOL NOODLES


2

LEVEL 2

YOU NEED: 2 ○ 1 C 6 R 9 /



FRONT



STEM Bins SPEED BUILDS

©BROOKE BROWN

# POOL NOODLES

3

LEVEL 2

YOU NEED: 6 C 6 /



STEM Bins SPEED BUILDS


©BROOKE BROWN

# POOL NOODLES

4

LEVEL 2

YOU NEED: 2 ○ 4 C 2 R 7 /



STEM Bins SPEED BUILDS

©BROOKE BROWN

# POOL NOODLES

5

LEVEL 2

YOU NEED: 6  3  12 



STEM Bins SPEED BUILDS


©BROOKE BROWN

# POOL NOODLES

6

LEVEL 2

YOU NEED: 3  4  6 



STEM Bins SPEED BUILDS

©BROOKE BROWN

# POOL NOODLES

7

LEVEL 2

YOU NEED: 5  2  11 



FRONT



TOP



STEM Bins SPEED BUILDS

©BROOKE BROWN


# POOL NOODLES

8

LEVEL 2

YOU NEED: 2  7  8 

FRONT



STEM Bins SPEED BUILDS


©BROOKE BROWN

# POOL NOODLES

9

LEVEL 2

YOU NEED: 3  6  8 



STEM Bins SPEED BUILDS

©BROOKE BROWN

# POOL NOODLES

10

LEVEL 2

YOU NEED: 6  1  12 

FRONT



TOP



STEM Bins SPEED BUILDS

©BROOKE BROWN

# POOL NOODLES

11

LEVEL 2

YOU NEED: 4  2  9 



FRONT



TOP



STEM Bins SPEED BUILDS

©BROOKE BROWN

# POOL NOODLES

12


LEVEL 2

YOU NEED: 2  4  8 

FRONT



TOP



STEM Bins SPEED BUILDS

©BROOKE BROWN

# TERMS OF USE & CREDITS

Thank you for purchasing a resource created by Brooke Brown of Teach Outside the Box, LLC!

## YOU MAY

- Use resources for your own personal use.
- Use resources for your own classroom and/or students
- Copy resources for use in your classroom by your students.
- Purchase unlimited additional licenses for others.
- Review resources for the purpose of recommendation, provided that you provide a link for resources to be purchased directly from Teach Outside the Box.

## YOU MAY NOT

- Give resources to others without first purchasing additional licenses.
- Copy resources for use by others without first purchasing additional licenses.
- Post resources (or any portion or modification thereof) on the internet or any website without first obtaining written consent from Brooke Brown.
- Copy or modify any part of this document to offer to others for free or for sale.

## CREDITS

Thank you to the following artists for your amazing fonts, digital elements, and clip art that make my resources beautiful and functional!

