

Contents



The following Teacher Binder “Dashboards” are designed to be cut out, laminated, three-hole punched, and placed in the front of your Teacher Binder to reuse week after week. You may also choose to use them in isolation or place magnets on the back to hang for easy access. I would suggest using a vis-à-vis marker to write tasks, then a damp tissue to erase.

Pre-designed templates are provided, as well as editable templates for you to type in your own headers and labels.

In order for the specialty fonts to match, please save this file to your computer and reopen in Adobe Reader before typing in your own content.

Page 3: To-Dos

Page 4: To Copy

Page 5: This Week (Monday-Friday)

Page 6: Notes

Page 7: Big Tasks/Little Tasks

Page 8: Post it organizer (EDITABLE)

Page 9: Student Checklist (EDITABLE)

Page 10: List (EDITABLE)

Page 11-13: 3, 4, 5 Colored Boxes (EDITABLE)


Page 14: Credits



Samples



**Glue front
to back
for a two-
sided
Dashboard!**



**Place in the
front of
your
Teacher
Binder!**



**Write,
Erase, and
Use Over
and Over!**

Todos



<input type="checkbox"/>	
<input type="checkbox"/>	
<input type="checkbox"/>	
<input type="checkbox"/>	
<input type="checkbox"/>	
<input type="checkbox"/>	
<input type="checkbox"/>	
<input type="checkbox"/>	
<input type="checkbox"/>	
<input type="checkbox"/>	
<input type="checkbox"/>	



To Copy



A large, decorative frame with a gold border and a scalloped top edge. Inside the frame, there are ten horizontal lines for writing. To the left of each line is a small colored square: pink, orange, purple, pink, orange, purple, pink, orange, purple, and pink.



This Week



Monday

Tuesday

Wednesday

Thursday

Friday



Notes



A large, vertically oriented rectangular area with a decorative gold border. The interior of this area is white and contains 20 horizontal black lines for writing notes.



Tasks



Big Task





Little Tasks
























A large, vertical gold scalloped frame. Inside the frame, there are ten horizontal lines. To the left of each line is a small colored square. The colors of the squares, from top to bottom, are: pink, orange, purple, pink, orange, purple, pink, orange, purple, and pink. The background behind the frame is black and white stripes.







Credits

Created by
Brooke Brown



BELLA LOVE LETTERS

